



Browser Manual (en)

Browser - TYPO3 without PHP

Publish your data in list and single views! You don't need neither any own plugin nor any line PHP code. The Browser - TYPO3 without PHP - provides an index browser (a-z), a page browser, a record browser, a search form, filters, category menus, AJAX, GoogleMaps and OpenStreetMap by default.

Your data will be detected as objects, i.e. images will be wrapped automatically.

SEO - Search Engine Optimization - is supported.

The Browser enables the development of TYPO3-Extensions without any line PHP. TYPO3 developers and TYPO3 integrators will be eight times faster! The browser is very suitable for database development.



Version: 4.1.23 - 2012-10-23

Extension Key: browser_manual_en

Language: en

Keywords: forAdmins, forIntegrators, forDevelopers, forBeginners, forIntermediates, forAdvanced, browser, frontend-engine, frontend, engine, sql, relation building, seo, search engine optimization, index browser, a-z browser, alphabetical browser, alpha browser, page browser, sql browser, templating

Copyright 2008-2012, Dirk Wildt, Die Netzmacher, <<http://wildt.at.die-netzmacher.de>>

This document is published under the Open Content License available from <http://www.opencontent.org/opl.shtml>

The content of this document is related to TYPO3 - a GNU/GPL CMS/Framework available from www.typo3.org

Table of Contents

Browser Manual (en)	1	Templating	44
Screen shots	3	views.list	45
Key image: Develop TYPO3 eight times faster!	3	views.single	51
Backend	4	Deprecated properties	54
Browser Calendar	9	_LOCAL_LANG	56
Frontend	10	Self-acting configuration test	57
Some websites with the Browser	14	The Plugin check	57
Introduction	15	DRS - Development Reporting System	58
What does it do?	15	Configuring devlog	58
What do you need?	15	Options	58
100% open source, 100% costless	15	Debugging SQL statements	59
Audience	16	Debugging _LOCAL_LANG	60
Obligatory Requirements	16	What's new in 4.0	61
Non possible features	16	Backend filter	61
600 pages documentation, 400 illustrations	17	CSV export	61
250 additional pages by third party extensions	17	DAM sample	61
Tutorial overview	17	Download management	61
Recommended Tutorials	17	DRS - Warnings and Errors	61
Case Stories	18	Filter: conditions	61
Interactive support – the Browser forum	19	Filter: independent total hits	61
300 TYPO3 integrators can help	19	Filter: tree view	62
Quick Installation	20	GoogleMaps	62
Extension Manager	20	Manual is split	62
What do you need?	20	OpenStreetMap	62
Add Page, Browser Plugin and Template	20	Plugin check	62
Configuring	21	Record Browser	62
Result in the Frontend	23	Registers	62
Investigate the Browser flexform!	23	Statistic module	62
Browser Default Templates	23	Tutorials	63
Quick Start Tutorial	24	Functional Schematic	65
The tt_news Sample	24	Develop TYPO3 eight times faster!	65
Further Steps	25	Save up to 85 percent of your development costs	65
AJAX	25	Smarty	66
BrowserMaps	25	The Browser supersedes Smarty	66
CSV export, RSS feed, XML	25	The common way - with Smarty	66
Images	25	The better way - with the Browser	66
Filter	25	Cost-Benefit Equation	67
Labelling	25	FAQ	68
SEO - Search Engine Optimisation	25	Development	68
Templating	25	Search	68
Update	26	Team play	68
The Update Wizard checks deprecated TypoScript	26	UTF-8	68
Enable the Update Wizard	27	Web Accessibility Initiative (WAI)	69
Details for older versions	28	Credits	70
Reference	31	Sponsors	71
General (global arrays)	31	Helpful suggestions	72
Local (every view)	32	To-Do List	73
Advanced	38	Further Information	74
autoconfig	39	About the Authors	75
AJAX	39	Known bugs	77
CSV/RSS/XML	39	Change Log	78
Localisation	40	Illustration Index	92
realUrl.linkToSingle	42		
Registers	43		



Screen shots

Key image: Develop TYPO3 eight times faster!

	fortwo, smart fortwo coupé cdi	3.40 Liter 88 _g CO ₂
	Prius, Toyota Prius Hybrid	
	Polo, Volkswagen Polo 1.6 TDI BlueMotion Tr	
	Ibiza, Seat Ibiza 1.4 TDI DPF Ecomoth	
	Fiesta, Ford Fiesta 1.6 TDCI ECONetic	3.70 Liter 98 _g CO ₂
	Golf, Volkswagen	
	iQ, Toyota iQ 1.0 VVT-i	4.30 Liter 99 _g CO ₂

```

plugin.tx_browser_pil {
    views {
        list {
            1 {
                select = tx_greencars_main.image
            }
        }
    }
}
    
```

TypoScript

```

<div>
    ###TX_GREENCARS_MAIN.IMAGE###
</div>
    
```

HTML

Illustration 1: Amazing - you need one line TypoScript to render an image.

Revolution for TYPO3 developers and TYPO3 integrators: If you like to publish you own database, you don't neither need any own plugin nor any line PHP code. The Browser – TYPO3 without PHP – investigate your database relations and your database fields. The extension turns every field of the database into a TypoScript object. Developers can save up to 85 percent of there operating expense.



Backend

The Browser flexform manages 10 tabs.

Plugin check

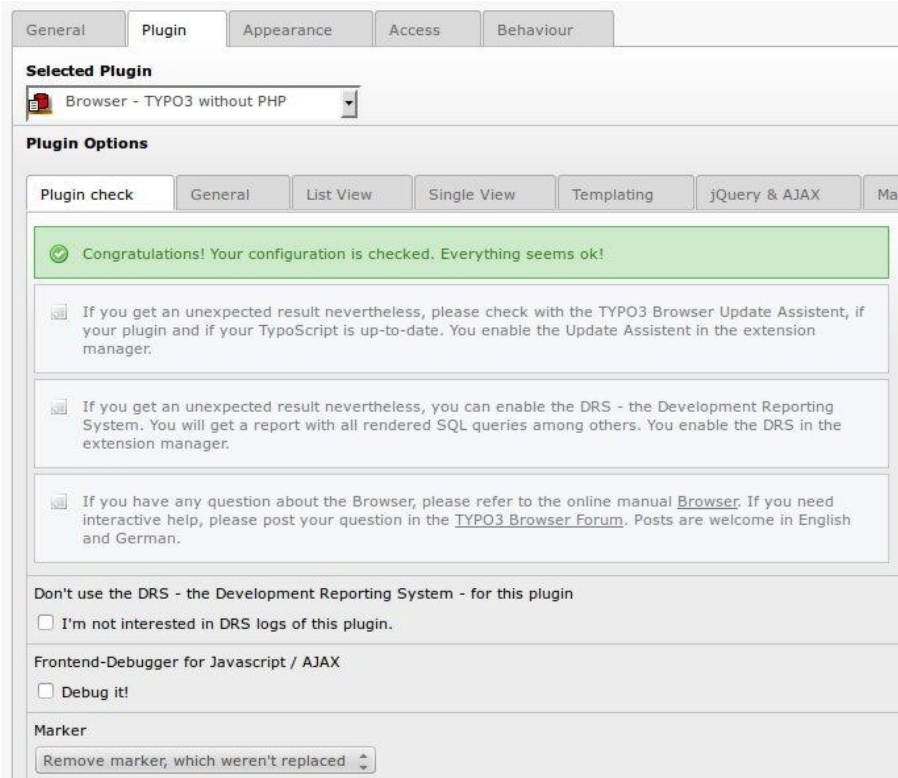


Illustration 2: Tab [Plugin check]

The Browser checks your configuration automatically. If there is a failure, the Browser will report it and tries to propose a solution. More information at "Self-acting configuration test" on page 57 below

General

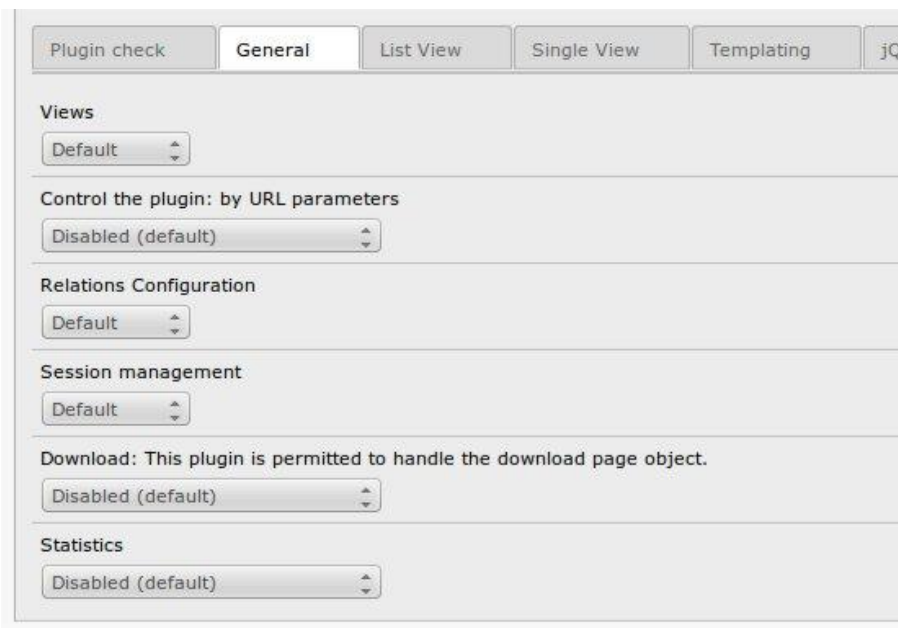


Illustration 3: Tab [General]

You can control plugins by their URL parameters. I.e: you can hide browser plugins in the frontend, if one plugin contains a search word. You can show the button for the CSV export. You can enable the counting of statistic data.



General Plugin Appearance Access Behaviour

Selected Plugin
 Browser - TYPO3 without PHP

Plugin Options

Plugin check General **List View** Single View Templati

Title (substitutes ###MY_TITLE###)
 TYPO3 Quick Shop

Title Wrap (i.e. <h1>|</h1>)

Group Title Wrap (i.e. <h2>|</h2>)

Limit: start/offset (from 1st record = 0)

Limit: records per page (from 1 to 1000)
 3

Display: Navigation
 Index Browser Page Browser

Display: Records
 Empty List at Start

Display: Empty values and empty records
 Don't handle empty records in list views and don't handle empty fields in sing

Search
 Configured

Search: Tutorials
 Search: http://typo3.org/extensions/repository/view/browser_tut_search_en

Search: Form
 Display the form with result phrase
 with colored swords (list view) with colored swords (single view)

Search: Checkpoint for colored search words in the single view
 Yes, I know, there will be a piVar for the sword. The sword in the URL isn't go

Search: wildcards
 Self-acting (recommended)

Search: char for a wildcard (i.e. "**")
 *

Filter: display items
 Independent on selected filters (recommended)

CSV export
 Disabled (default)

Rotate views (if there are more than one view)
 Disabled (recommended)

Display record with UID (single view)

Illustration 4: Tab [List view]

You can control a lot of properties of your list view by the flexform.



Single view

Plugin check General List View **Single View** Templating

Single-View
 enabled (default)

Record Browser
 enabled - configuration by the flexform

Record Browser: Tutorial
 http://typo3.org/extensions/repository/view/browser_tut_navigation_en/current/

Record Browser: if there isn't any record / result ...
 ... display the record browser nevertheless (recommended)

Record Browser: if there isn't any record for linking ...
 ... display all buttons nevertheless (recommended)

Record Browser: display the first button and the last button
 yes (recommended)

Record Browser: labeling
 icons (with jQuery UI CSS only!)

Illustration 5: Tab [Single view]

Templating

Plugin check General List View Single View **Templating** jQuery & AJAX Marker 8

Tutorial
 Templating: http://typo3.org/extensions/repository/view/browser_tut_templating_en/current/

HTML
 Quick Shop (quick_shop)

CSS default
 Take the value from TypoScript

CSS jQuery UI (User Interface)
 UI: Lightness

Data: query
 No query available

Templating: default <div>-container for this plugin
 Wrap in base class (recommended)

You can use templates of the jQuery User Interface. You can upload an jQuery template designed by yourself.

Illustration 6: Tab [Templating]



jQuery & AJAX

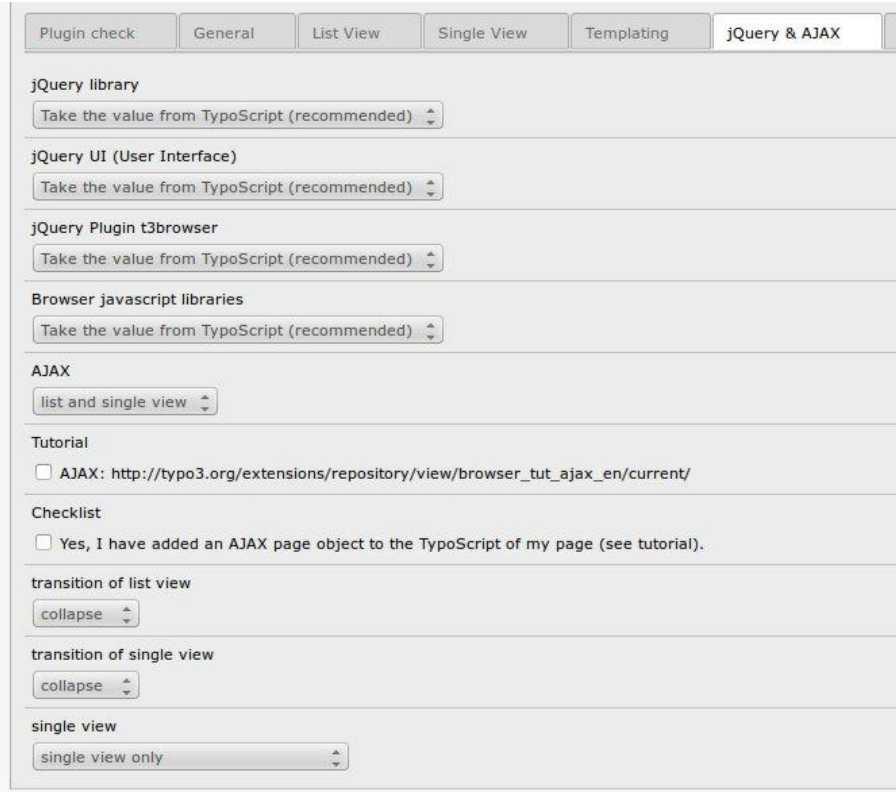


Illustration 7: Tab [jQuery & AJAX]

Control jQuery and AJAX by the flexform

Social Media

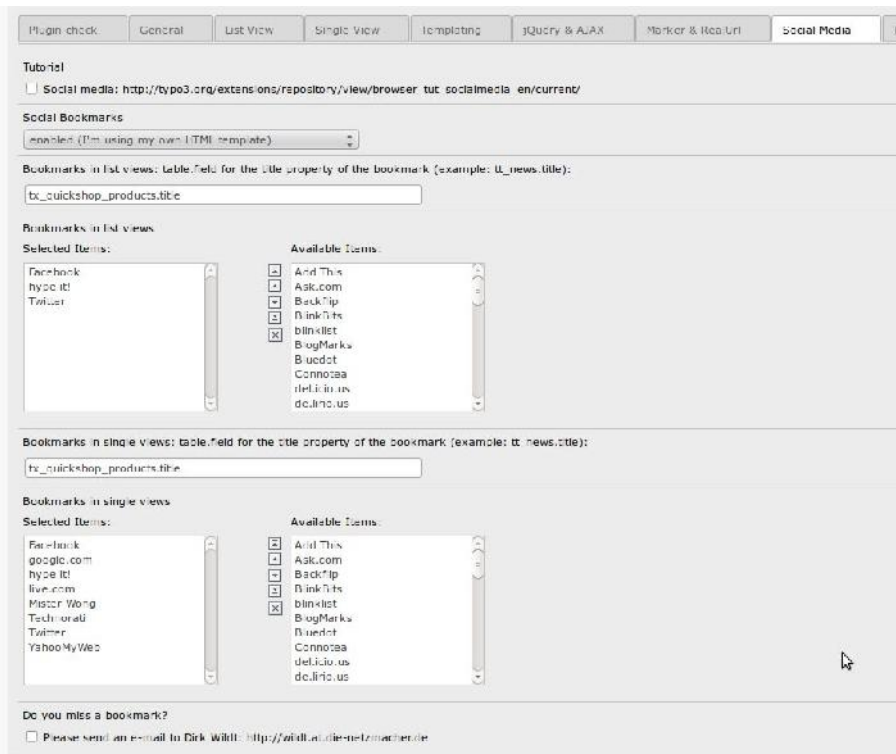


Illustration 8: Tab [Social Media]

Add links to social media with one mouse click.



Extend it!

Plugin check
General
List View
Single View
Templating
jQuery & AJAX
Marker & RealUrl
Social Media
TCA
Extend it!

Calendar 1. step: user interface

You can extend the Browser with a Calendar user interface:

1. You have to add the plugin "Browser Calendar" to this page.
2. Than select the added plugin here.

The plugin Browser Calendar is a powerful user interface for setting up a calendar. It is a need, to configure the TypoScript view too. If you have any question, please refer to the online manual [Browse: Calendar](#).

Calendar 2. step: view

Calendar 3. step: fielc date begin

Calendar 4. step: field date end

Illustration 9: Tab [Extend it!]

You can extend the Browser with a calendar.



Browser Calendar

Be aware: the Browser in version 4.0 supports a day schedule only!

Plugin check

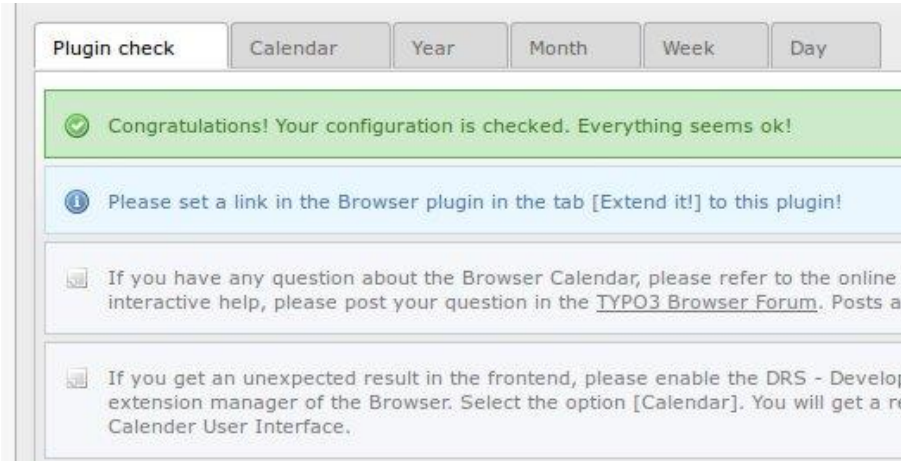


Illustration 10: Tab [Plugin check]

The Browser Calendar checks your configuration automatically. If there is a failure, the Browser Calendar will report it and tries to propose a solution.

Day schedule

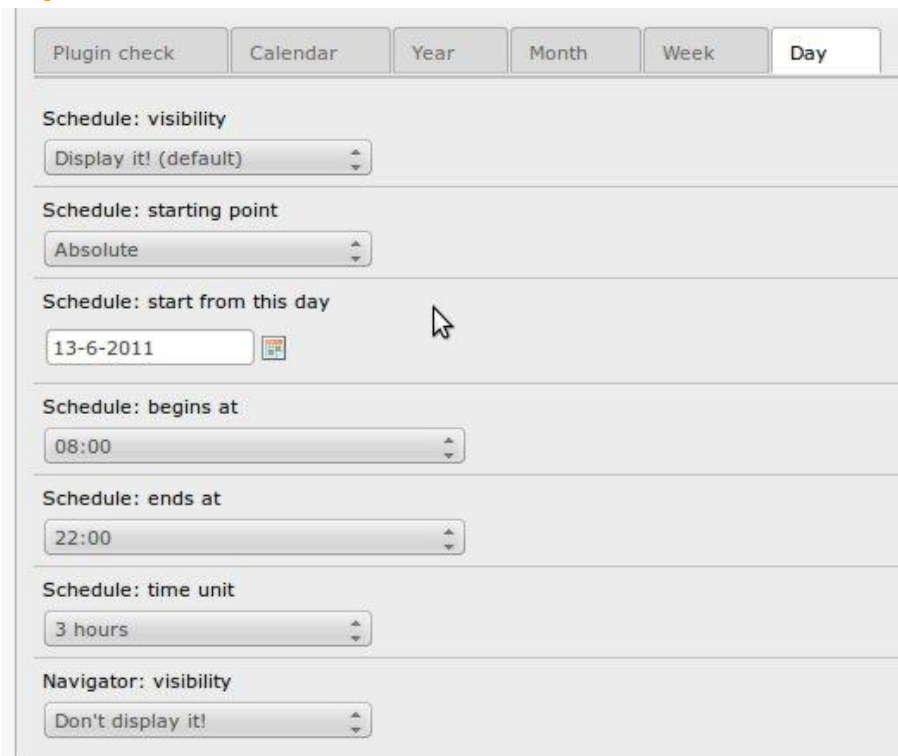


Illustration 11: Tab [Day]

Configure the day schedule.



Frontend

Wine catalogue

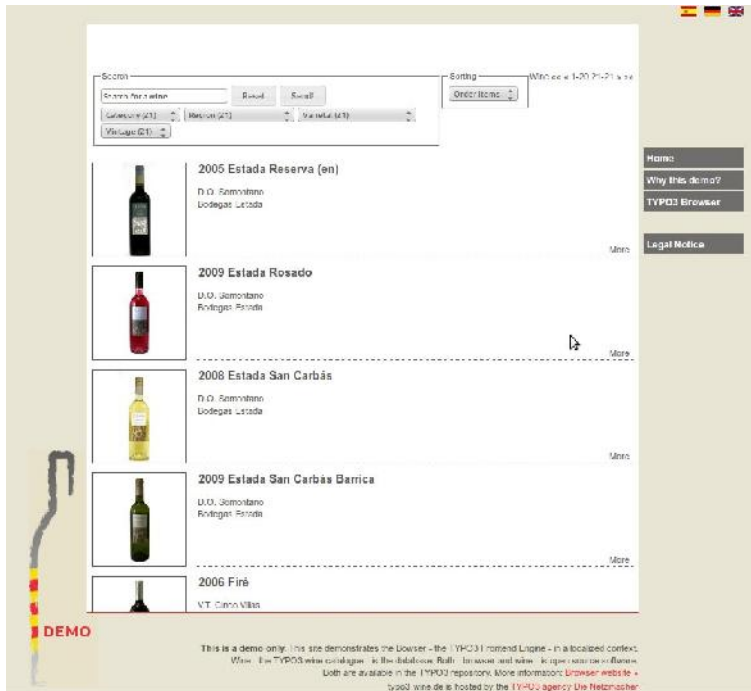


Illustration 12: A wine catalogue

Example with a wine catalogue in three language at <http://typo3-wine.de>. The catalogue is based on the Browser – TYPO3 without PHP. The catalogue is an extension to (extension key: wine).

TYPO3 user group

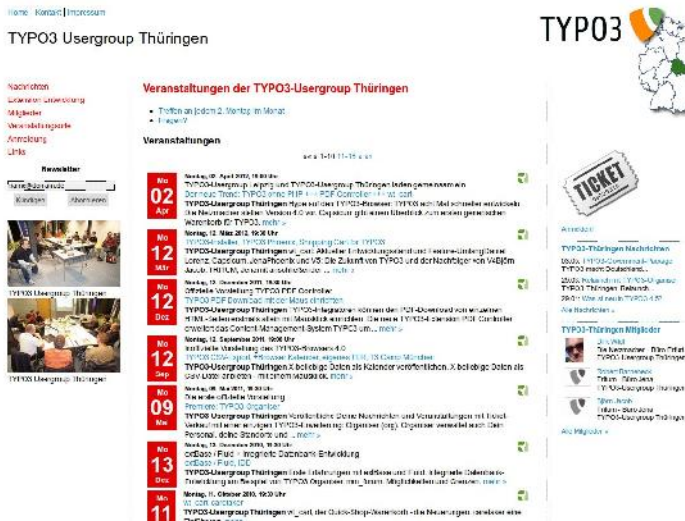


Illustration 13: Website of a TYPO3 user group

The TYPO3 user group Thuringia/Germany provides a calendar, news, members, locations and a ticket registration based on the Browser – TYPO3 without PHP – at <http://typo3-thüringen.de>. You don't need to configure the functionality by your self: the extension Organiser (extension key: org) will install a similar website with one mouse click. See <http://typo3-organiser.de>



Green Cars

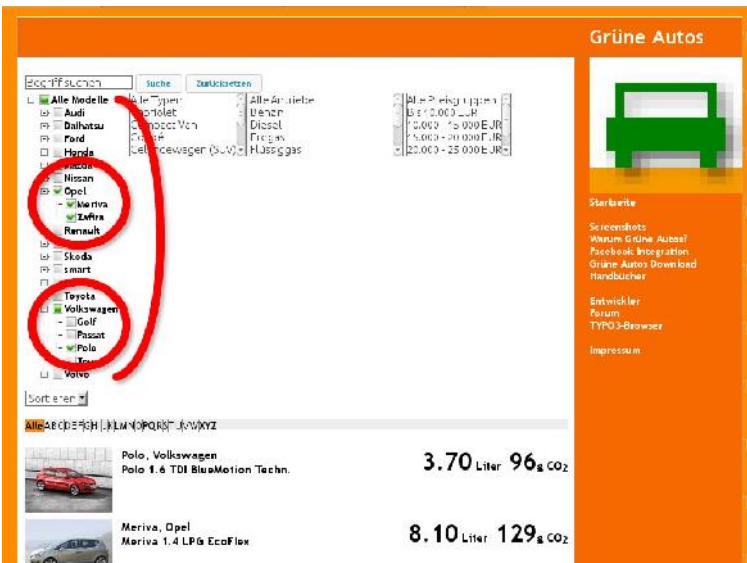


Illustration 14: A database for cars with their environment values. Tree view with hierarchical check-boxes is marked in red.

Grüne Autos – in English: green cars – is both a website and a case story. The case story demonstrates to build the green cars database and the frontend with the Browser – TYPO3 without PHP – from the scratch within three hours! The case story is in German only, sorry. See: <http://gruene-autos.org>

Quick Shop

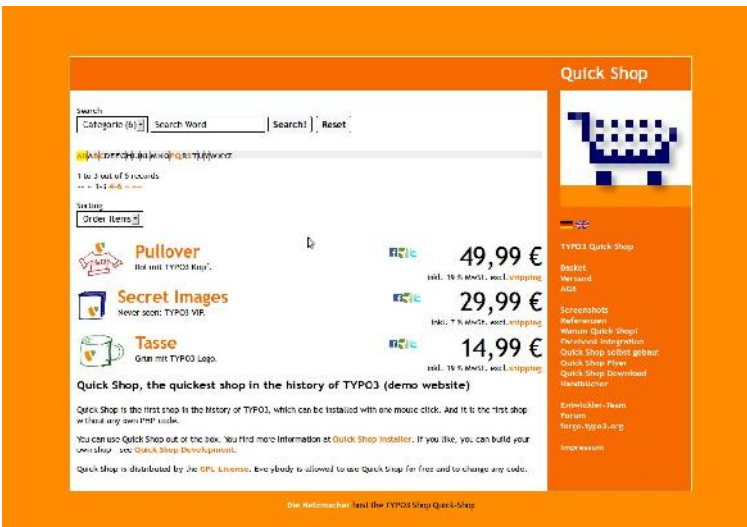


Illustration 15: A online shop

You can manage an online shop based on the Browser – TYPO3 without PHP – and the extensions wt_cart and powermail. If you like Quick Shop, you can install the whole shop with one mouse click. See: <http://typo3-quick-shop.de>.



BrowserMaps

OpenStreetMap

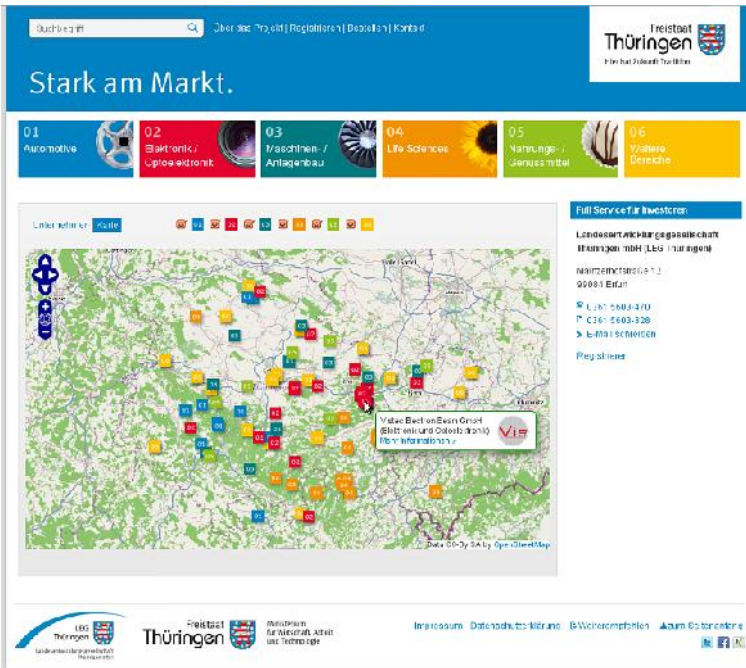


Illustration 16: Draft with OpenStreetMap

GoogleMaps



Illustration 17: Draft with GoogleMaps

We intend to support GoogleMaps from Browser version 4.4.



Individual Map

The screenshot shows the website for Bauhaus-Universität Weimar. At the top, there is a navigation bar with the university name and a search field. Below this is a main menu with categories: UNIVERSITÄT, ARCHITEKTUR, BAUINGENIEURWESEN, GESTALTUNG, and MEDIEN. A secondary menu includes 'Aktuell', 'Prof.', 'StudiUM', 'Studium International', 'Forschung und Kunst', 'Partner und Alumni', and 'Service'. The main content area is titled 'Orientierung auf dem Campus' and features an interactive map. The map is overlaid with a grid and has several colored markers representing different faculties. A legend on the left lists these faculties with checkboxes:

- Fakultät Architektur
- Fakultät Bauingenieurwesen
- Fakultät Gestaltung
- Fakultät Medien
- Universität

 A search bar at the top of the map area allows filtering by name or address. A 'Standard' button is also present. To the right of the map, there is a text box titled 'Interaktiver Campusplan' and a section titled 'Orientierung auf dem Campus' with links for 'Legendäre' and 'Anfahrtsbeschreibung'. At the bottom of the map area, there is a copyright notice for 'Data © OpenStreetMap' and a disclaimer: 'Der Leseplan ist ein gemeinsames Produkt vom Servicezentrum für Liegenschaften und der Online-Redaktion. Sollte Ihnen ein Fehler aufgefallen sein, bitten wir Sie bitte um eine E-Mail an die Webredaktion.' The footer of the page contains the year '© 1991-2012 Bauhaus-Universität Weimar' and various links like 'Kontakt', 'Impressum', 'Sitemap', 'Jahresintern', 'TYPO3', and 'Feedback zu dieser Seite'.

Illustration 18: Bauhaus University Weimar with an individual design



Some websites with the Browser

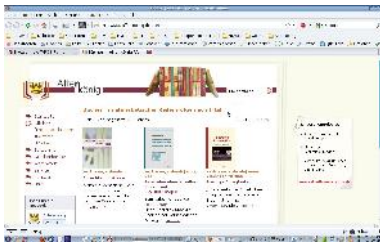


Illustration 19:
<http://www.affkenoig.de/>



Illustration 20:
<http://www.florianleonhard.com>



Illustration 21:
<http://www.kameramarktplatz.de/>



Illustration 22:
<http://www.pure-and-simple.ch/>



Illustration 23: <http://stadt.weimar.de>



Illustration 24:
<http://veiligengezondwerken.nl/>



Introduction

The Browser – TYPO3 without PHP – enables developers and integrators to develop own extensions without any own plugin and without any own line PHP code. If you are using the Browser, you will develop TYPO3 eight times faster. The Functional Schematic is illustrated on page 65 below.

What does it do?

- With one line TypoScript you will get a result list with a search form, a page browser and an a-z-browser for your tt_news records or for any other tables of any other extension. With one line TypoScript more you will get a single display of your record extended with a record browser.
- The Browser provides data in the frontend from any backend database.
- The extension simplifies the team play of HTML templates and TypoScript. Example with tt_news: The TypoScript code "select = tt_news.title" and the HTML marker `###TT_NEWS.TITLE###` will display news titles in list and single views in the frontend.
- The Browser discovers relations between tables like tt_news and tt_news_cat automatically. It displays data of related tables in list and single views. The extension builds the SQL relations automatically. If it fails, it is possible to configure the relations manually.
- The extension tries to detect the type of fields automatically. It renders images as images and handles documents as documents and displays it with the mime type icon.
- SEO, Search Engine Optimisation, is supported.
- The Browser has it's own search engine and it offers filters. You can filter for data areas like 2009 to 2011 or 10.000 EUR to 20.000 EUR. Filter can be check boxes, radio buttons, select boxes, lists and tree views.
- The Browser supports AJAX by default.
- The Browser supports to export data in CSV format and XML format (like RSS feeds).
- BrowserMaps – the Browser map modul – enables you, to publish your data with GoogleMaps¹ and OpenStreetMap.
- The Browser is multiple plugin able: You can use the Browser plugins on a page unlimited.
- Plugins are able to control other plugins. They can hide or display it depending on URL parameters.
- piVars are available in the TypoScript. For example: A user searches for 'browser'. The search word is stored in the piVar `tx_browser_pi1[sword]`. You can display the search word 'browser' in your template with the marker `###SWORD###` everywhere.
- All values from the TYPO3 array \$GLOBALS are available at runtime. \$GLOBALS contains hundred and thousands of values like session ids, the data of the client browser, the data of a current frontend user among others. The Browser enables to design your HTML depending of that values and properties at runtime.
- The Browser is supported by the DRS - Development Reporting System. The DRS displays both errors and workflows. For example: If you have problems with the performance, you can enable the performance report. The DRS investigates bottlenecks and if it will find some, it try to suggest a solution.
- You can extend the Browser with applications out-of-the-box – so called one-mouse-cklick-extensions like Organiser and Quick Shop. You can install the TYPO3 swiss knife (org) or the online shop quick_shop – based on the Browser - with sample data and ready configured by one mouse click.
- The Browser is a team player: with the extensions wt_cart and powermail you are able to build your own webshop without any own line PHP.
- The Browser supersedes the template engine Smarty.

What do you need?

- Experience in TypoScript.
- The extension devlog, if you want to use the DRS – the Development Reporting System.

100% open source, 100% costless

- The Browser is 100% open source and 100% costless.

1 We intend to support GoogleMaps from version 4.4

- We don't like so called premium versions or latest version with costs. The unwanted effect is: this models slowdown development by third parties like you or other agencies.
- We like a powerful TYPO3 community and a common development supported by integrators and developers.
- The latest Browser version is available at the SVN repository of TYPO3.

Audience

- TYPO3 integrators, who have less knowledge about TYPO3 and TypoScript and have little demands.
- TYPO3 developers and TYPO3 agencies, who have a lot of experience with TYPO3 and TypoScript and have high demands.

Obligatory Requirements

- Database MySQL

Non possible features

- The Browser doesn't support versioning.
- The Browser doesn't support different workspaces.
- The Browser hasn't any interface for frontend editing.

600 pages documentation, 400 illustrations

The Browser – TYPO3 without PHP – is the best documented TYPO3 extension.

The manual and the 23 tutorials have a volume of more than 600 pages and round about 400 illustrations.

All tutorials are TYPO3 extensions and available in the TYPO3 repository of course.

250 additional pages by third party extensions

There are round about 250 pages documentation including tutorials of additional extension, which are based on the browser, like `green_cars`, `job_market`, `org` or `quick_shop`.

Tutorial overview

You get an overview in English and German at

- <http://typo3-browser.de/en/browser-tutorials/>

This manual in PDF

You find this manual as PDF file at

- `doc/manual.pdf`
- http://typo3-browser.de/typo3conf/ext/browser_manual_en/doc/manual.pdf

Recommended Tutorials

Tutorial Basic

It is recommended to read the Tutorial Basic, if you want to become familiar with the Browser.

- http://typo3-browser.de/typo3conf/ext/browser_tut_basics_en/doc/manual.pdf

Tutorial `tt_news`

This tutorial demonstrates how to use `tt_news` with the Browser – TYPO3 without PHP.

- http://typo3-browser.de/typo3conf/ext/browser_tut_tt_news_en/doc/manual.pdf



Case Stories

Fall Studie: gruene-autos.org

Own Database in three hours? The study demonstrates the workflow. It is in German language only.

Eigene Datenbank in drei Stunden? Die Fall-Studie zeigt, wie es geht. Die Studie ist in Deutsch.

Website

- <http://gruene-autos.org>

Study

- http://gruene-autos.org/typo3conf/ext/green_cars/doc/fall_studie.pdf

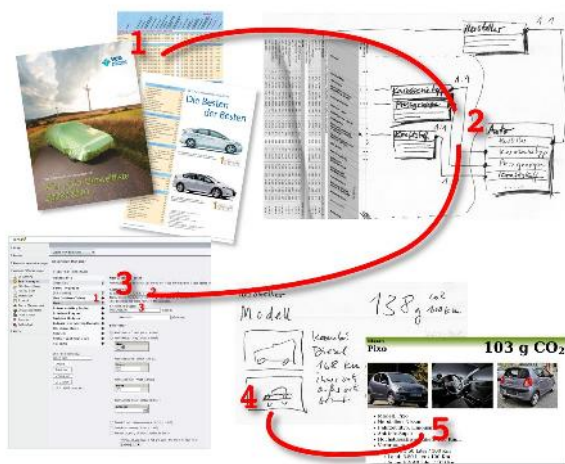


Illustration 25: From the scratch to the website

Case Story: Quick Shop

Build your own web-shop with the Browser! Quick Shop – the fastest shop in the TYPO3 history – is based on the Browser, wt_cart and powermail. A tutorial does explain step by step how to build your own web shop.

You can install Quick Shop with one mouse click.

See <http://typo3-quick-shop.de>



Illustration 26: Quick Shop – build your own web shop based on the Browser.



Interactive support – the Browser forum

The Browser has its own forum (leading language is German).

You are welcome to post any question, bug or snippet code at

- TYPO3-Frontend-Engine Browser: Forum
<http://typo3-browser-forum.de/>

300 TYPO3 integrators can help

In October 2012 the forum has

- more than 300 registered TYPO3 integrators and TYPO3 developers
- more than 750 topics with round about 1.700 answers
- with more than three new posts every day.



Illustration 27: The Browser forum



Quick Installation

Extension Manager

Open the extension manager, download the extension Browser (extkey: browser) and install it.

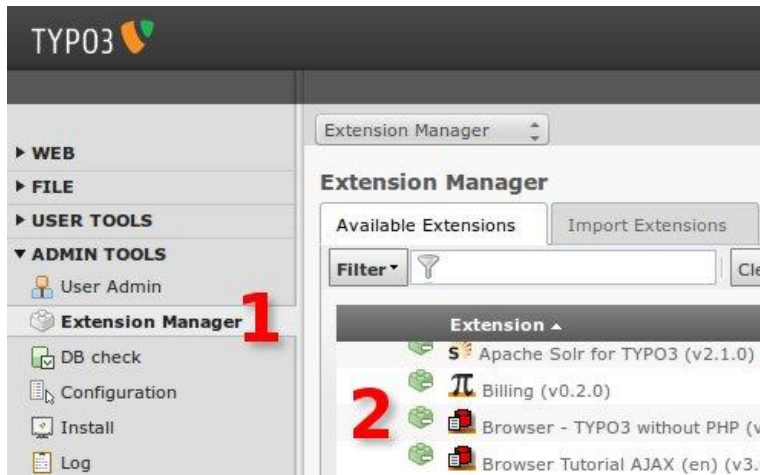


Illustration 28: Extension manager (1) with the Browser extension (2)

What do you need?

This is a trial with tt_news, because this extension is well known and it is installed very often.

But you can take any other extension, which has own records like tt_products, cal or your own extension.

You need:

- tt_news installed
- some tt_news records

Add Page, Browser Plugin and Template

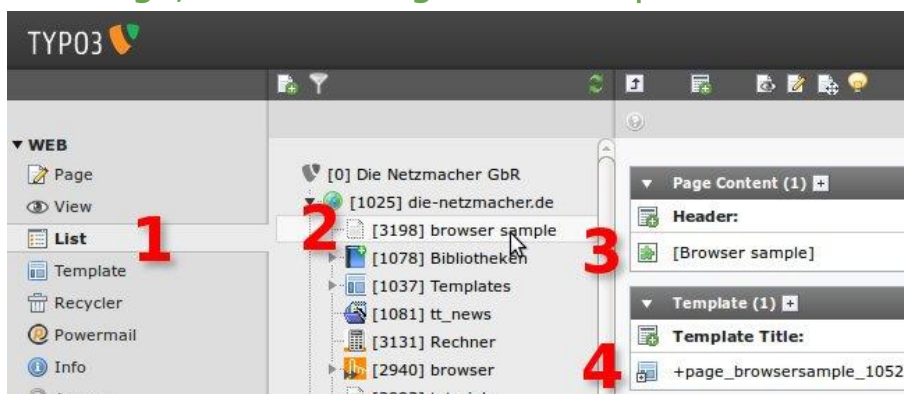


Illustration 29: Page browser sample (2) with Browser plugin (3) and template (4)

1. Web > List
2. Add a page to your page tree.
Call it "browser sample".
3. Add the Browser plugin to the page.
Call it "[Browser Sample]".
Set the header type to: [hidden].
Configure the other properties later (see below).
4. Add an extension template to your page.
Call it in the format "type_name-of-your-page_uid-of-yourTypoScript-template".
Here: "+page_browsersample_1025"

Configuring

Template

Configure the extension template.

[General]

Paste into the field "setup" the code from below.

```

plugin.tx_browser_pil {
    views {
        list {
            1 {
                // [String] Name of the view. It will displayed in the plugin/flexform
                name = Browser Sample
                // [String] Select clause (don't confuse it with the SQL select)
                select (
                    tt_news.title,
                    tt_news.datetime,
                    tt_news.image,
                    tt_news.imagealttext,
                    tt_news.imagetitletext,
                    tt_news.image
                )
                // [String] Order By clause (don't confuse it with the SQL Order By)
                orderBy (
                    tt_news.datetime DESC, tt_news.title
                )
            }
        }
        single {
            1 {
                // [String] Select clause (don't confuse it with the SQL select)
                select (
                    tt_news.title,
                    tt_news_cat.title,
                    tt_news.short,
                    tt_news.datetime,
                    tt_news.bodytext,
                    tt_news.image,
                    tt_news.imagecaption,
                    tt_news.imagealttext,
                    tt_news.imagetitletext
                )
            }
        }
    }
}

```

The code should be self-explanatory.

[Includes]

Add in the tab [Includes] into the field "Include static (from extensions):" the template:

- Browser (browser)



Browser Plugin / Flexform

[List View]

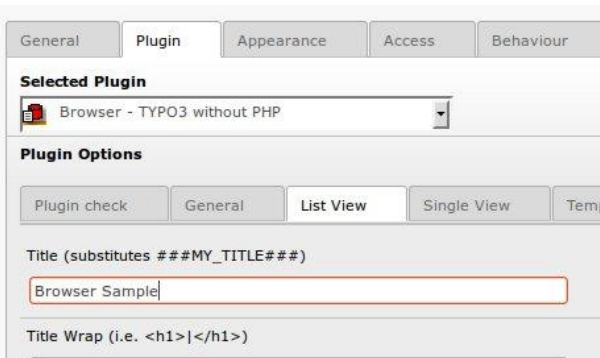


Illustration 30: Browser plugin tab [List View]

- Browser plugin tab [List View]
- Field "title": "Browser Sample"

[Templating]

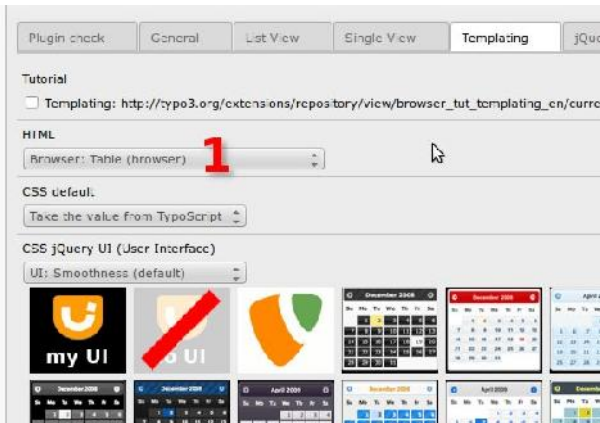


Illustration 31: Browser plugin tab [Templating]

- Browser plugin tab [Templating]
- Field "Plugin: HTML template: [Browser: Table (browser)] (1)

[Behaviour]

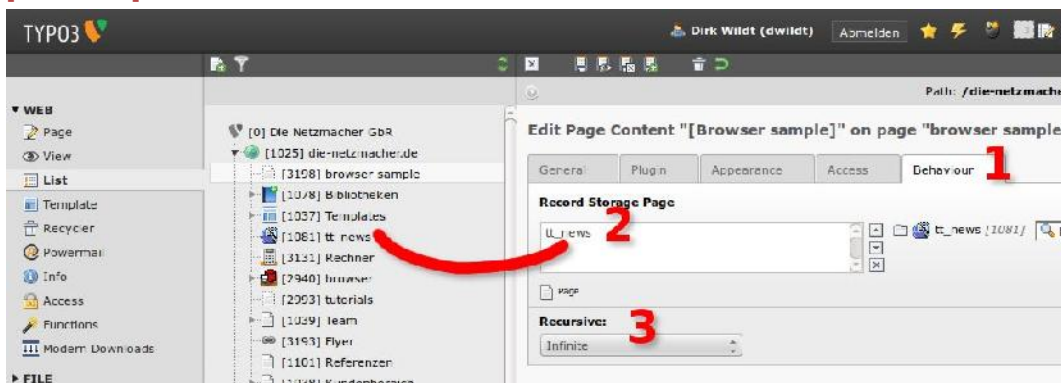


Illustration 32: Browser plugin tab [Templating]

1. Tab [Behaviour]
2. Field [Record Storage Page]:
Please link to the folder with your data (here: tt_news)
3. Field [Recursive]
Set it to: infinite

Result in the Frontend



Illustration 33: List view



Illustration 34: Single view

Be aware about the power of the Browser – TYPO3 without PHP:

- You need only one line select for the output.
- The Browser formats datetime (it is a unix timestamp in the database) into a human readable format automatically.
- The Browser renders images automatically.
- The browser is building the relation from tt_news to tt_news_cat automatically.

Investigate the Browser flexform!

The Browser plugin/flexform has some possibilities for configuration of your views. Investigate it!

Browser Default Templates

The example above is an example with a Browser default template.

This templates are wonderful, if you want output list and single views very quick. But they are inapplicable for building own designs.

An own design will be the next step probably. In this case read the next section "Quick Start Tutorial" below.

Quick Start Tutorial

If you like another tutorial for beginners with more depth, please take a look into the tt_news sample.

It is a sample with an individual design.

The tt_news Sample

The Browser Tutorial tt_news presents a Quick Start. See

- http://typo3-browser.de/typo3conf/ext/browser_tut_tt_news_en/doc/manual.pdf



Further Steps

AJAX

Publish your data supported by AJAX!

- http://typo3-browser.de/typo3conf/ext/browser_tut_ajax_en/doc/manual.pdf

BrowserMaps

Publish your data with GoogleMaps or OpenStreetMap! See

- http://typo3-browser.de/typo3conf/ext/browser_tut_map_en/doc/manual.pdf

CSV export, RSS feed, XML

Export your data into a CSV file (comma separated values). Publish your data as RSS feed or in XML:

- http://typo3-browser.de/typo3conf/ext/browser_tut_rss_en/doc/manual.pdf

Images

Size images and use galleries:

- http://typo3-browser.de/typo3conf/ext/browser_tut_images_en/doc/manual.pdf

Filter

Filter your data with dynamic filters and tree-views:

- http://typo3-browser.de/typo3conf/ext/browser_tut_search_en/doc/manual.pdf

Labelling

Label your fields:

- http://typo3-browser.de/typo3conf/ext/browser_tut_labeling_en/doc/manual.pdf

SEO - Search Engine Optimisation

Optimise your output for search engines:

- http://typo3-browser.de/typo3conf/ext/browser_tut_basics_en/doc/manual.pdf

Templating

Build your own templates and integrate it into the Browser plugin/flexform:

- http://typo3-browser.de/typo3conf/ext/browser_tut_templating_en/doc/manual.pdf



Update

The Update Wizard checks deprecated TYPOScript

The Update Wizard reports frontend messages, if your TYPOScript code isn't proper in context with updating.

Messages are in English or German, depending on the language of the website.

Schiffe

Alle Schiffe der Tecklenburg-Werft

TYPOScript-Update-Assistent

✘ A-Z-Browser Standard-Tab

Der A-Z-Browser Standard-Tab konnte bis zur Version 2.6.2 nicht übersetzt werden. Wir haben den Typ von String auf Integer umgestellt. Der Wert ist jetzt die ID eines Tabs statt wie bisher eines Namens. Ändern Sie den Code wie im Beispiel unten erläutert.

Ticket: 0001

Sie muessen Ihren TYPOScript-Code aktualisieren.

Jetziger Code

```
a-z_Browser.defaultTab = Alle
```

Neuer Code

Beispiel: Wenn der erste Tab der Standard-Tab sein soll und dieser die ID 0 hat (siehe auch a-z_Browser.tabs):

```
a-z_Browser.defaultTab = 0
```

Geschichte
Daten und Maße
Antrieb
Probefahrt
Konstruktion
Dokumente

Liste der Schiffe mit Bildern und Stapellaufdatum

↕ Schiff	↕ Bilder	↕ Stapellauf	↕ Verbleib des Schiffes
Aachen		1923-03-20	1951 auf Felsen getrieben und auseinandergebrochen.
Adamsturm		1909-10-26	1917 nach Torpedotreffer gesunken.
Adjutant		1894-08-00	1915 von britischen Kriegsschiffen gekapert.

Illustration 35: Example of a report in the frontend

You can use the Update Wizard in every operative Systems

All messages are protected for clients with the defined IP address (see below).



Enable the Update Wizard

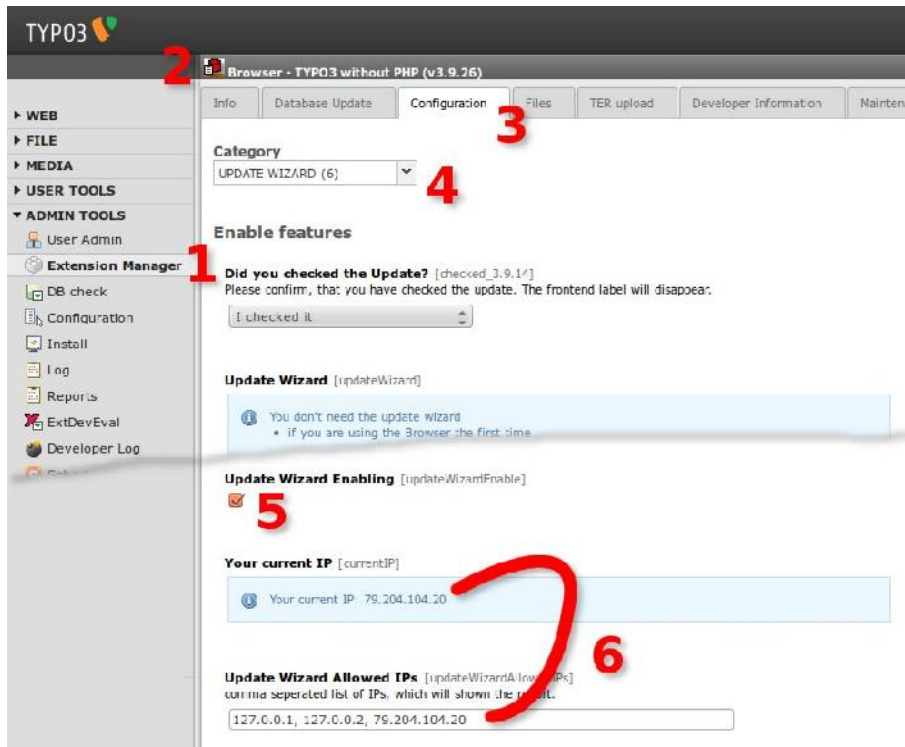


Illustration 36: Enable the Update Wizard

This is your work flow:

1. Modul > Admin Tools > Extension Manager
2. Please select the Browser extension
3. Select the tab [Configuration]
4. Select the category [Update Wizard]
5. Enable the Update Wizard
6. Allow the frontend reporting for clients with your IP: Copy and paste your IP into the field [Update Wizard Allowed IPs].

Details for older versions

From every version

If you have an unexpected result in the frontend, it is recommended to enable the Update Wizard and check for deprecated TypoScript.

From version < 4.0

A-Z-Selector is renamed as Index Browser

The a-z-browser is renamed as index browser. This has the effects:

- CSS : azSelector -> indexBrowser
- HTML templates : AZSELECTOR -> INDEXBROWSER
: AZSELECTORTABS -> INDEXBROWSERTABS
- piVar : azTab -> indexBrowserTab
- TypoScript : navigation.a-z_Browser -> navigation.indexBrowser

HTML templates

If you are using your own HTML templates, please do the following:

- rename azSelector as indexBrowser
- rename AZSELECTOR as INDEXBROWSER

CSS

If you are using your own CSS files, please do the following:

- rename azSelector as indexBrowser

From version < 3.5

Valid HTML Forms

If you are using HTML templates, which are provided by the browser, you don't have to care about the lines below.

If you are using your own templates, please check, if you have to adapt some configurations.

The selectbox for ordering records has now a valid HTML code.

Because of this there are several changes:

- res/default_ul.templ got a new template with the marker ###TEMPLATE_SELECTBOX_VALID###
- res/sample/tt_news/default.templ got a new template with the marker ###TEMPLATE_SELECTBOX_VALID###

If you are using an old template with the marker ###TEMPLATE_SELECTBOX###, please add the code from a default template with the marker ###TEMPLATE_SELECTBOX_VALID### to your template. The browser will take this code for your selectbox.

Some values in the TypoScript are changed. See

```
plugin.tx_browser_pil {
    displayList {
        selectBox_orderBy {
            ...
        }
    }
}
```

Search for comments "... upto 3.4.5"



AJAX

Because of the new AJAX module is some code added to the HTML templates. If you want to use AJAX with your own "old" templates, please take a look in the tutorial AJAX:

- Browser Tutorial AJAX (en)
http://typo3.org/extensions/repository/view/browser_tut_ajax_en/current/

Default Templates

We kicked off the template ###TEMPLATE_SINGLE_IMGTXT###

From version < 3.0

TypoScript Update Assistant

Use the TypoScript Update Assistant (see below).

Save the Plugin

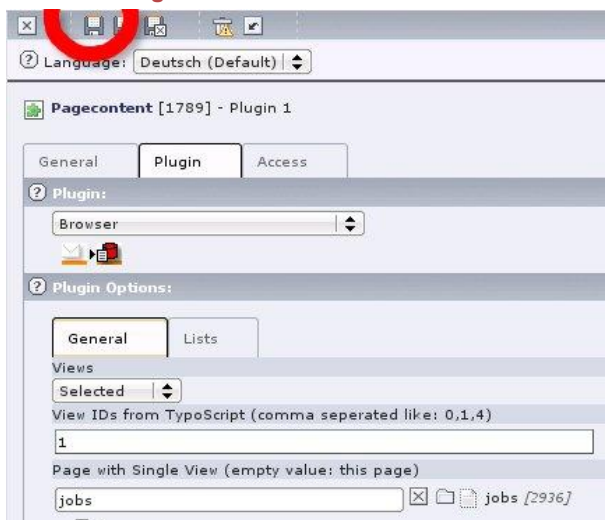


Illustration 37: Save the Plugin

Please save the plugin. The Browser will miss data without saving. I.e.: The a-z-browser won't be displayed probably.

Constants Editor

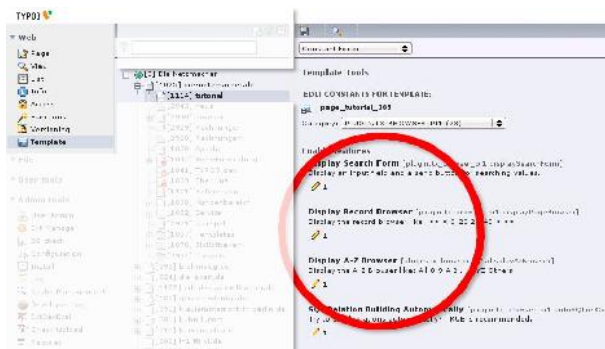


Illustration 38: Constants Editor

Some TypoScript properties are moving to the plugin. The constants editor lost:

- displaySearchForm
- displayPageBrowser
- displayAzBrowser
- autoSQLrelSimple
- autoSQLrelMMM

Backbutton

The backbutton has the stdWrap property from version 3.0.

The backbutton in a single view was a qualified URL back to the list view up to version < 3.0. Now it is a Javascript link: It is quicker and we don't have trouble with piVars like the sword, which will generates an unwanted URL with all sword values back to a list view.

```
plugin.tx_browser_pil {
  displaySingle {
    display {
      backbutton = 1
      backbutton {
        data = LLL:EXT:browser/pil/locallang.xml:back
        wrap = <a href="javascript:history.back()">|</a>
      }
    }
  }
}
```

The locallang.xml value back become new values

- "Back to the list view" became "Back"
- "Zurueck zur Liste" became "Zurueck"

Self-defined markers

We extended the browser with self-defined markers. If you don't want use the default configuration please

1. delete in the default template (file: static/setup.txt)
 1. the self-defined marker ###TITLE###
 2. the reset button, if you don't want any reset button.
2. delete in the static template
 1. the whole marker array

```
plugin.tx_browser_pil.marker >
```

2. or markers in particular.

```
plugin.tx_browser_pil.marker.my_title >
plugin.tx_browser_pil.marker.my_url >
plugin.tx_browser_pil.marker.my_reset >
```

Security

There is a new array advanced.security.

- A sword word need now three chars at least.
- The %-char gets an slash.

If you don't like this new behavior, please configure the security.sword array

```
plugin.tx_browser_pil.advanced {
  security {
    sword {
      minLenWord = 3
      addSlashes {
        csvChars = %
      }
    }
  }
}
```

Reference

General (global arrays)

Property:	Data type:	Description:	Default:
template	array -> Local	<p>Integration of your template in the Browser plugin/flexform</p> <p>Tutorial: http://typo3.org/documentation/document-library/extension-manuals/browser_tut_templating_en/current/</p> <p>Example:</p> <pre> plugin.tx_browser_pi1 { template { extensions { // BEGIN of your configuration // [String/Array] extension key org { // [String/Array] template name (intern) news { // [String] name for plugin/flexform name = Org: Nachrichten // [String] path to the template file = EXT:org/res/news/401/default.tmpl // [Integer/CSV] Comma seperated list of // the views id, which can process // the template csvViews = 401 } } // END of your configuration } } } </pre>	
localTable	-> Local		
autoconfig	-> Local		
format	array	<p>Configuration for the PHP method strftime().</p> <ul style="list-style-type: none"> strftime (format string): PHP format (see PHP Documentation "Date and Time Functions", method strftime()) strftime.utf8_encode (boolean): If you have problems with multi byte chars like German Umlaute (Ä, Ö, Ü, ß), activate or deactivate this property <p>Example:</p> <pre> plugin.tx_browser_pi1 { format { strftime = %a, %d.%b.%y strftime { utf8_encode = 1 } } } </pre>	See the example
general_stdWrap	-> Local		

Property:	Data type:	Description:	Default:
navigation	array	<p>Array for configuring the</p> <ul style="list-style-type: none"> a-z-browser map modeSelector page browser record browser <p>Tutorial</p> <ul style="list-style-type: none"> Browser Tutorial Navigation http://typo3-browser.de/typo3conf/ext/browser_tut_navigation_en/doc/manual.pdf <p>Example</p> <pre> plugin.tx_browser_pil { navigation { a-z_Browser { } } map { } modeSelector { } pageBrowser { } record_browser { } } </pre>	See Tutorial Navigation
document_stdWrap	-> Local		
displaySingle	-> Local		
displayList	-> Local		
upload	-> Local		
advanced	-> Local		
views	array	See the reference table "Views" below (page Error: Reference source not found)	
andWhere	-> Local	See the property "n.andWhere" below (page 48)	
marker	-> Local		
_LOCAL_LANG	array	See the reference table "_LOCAL_LANG" below (page 53)	

Local (every view)

Local is a special property of the Browser:

- Every general property is the default for all views.
- But you can copy the properties to every view.
Thus it is possible to configure each view differently with a minimum off input

Example

The case: you need for the list view 1 another template.

Line 2: You copy the property array template

Line 3: You change the value of the field you need.

The benefit is, that the changing has no effect to other views.

```

1.plugin.tx_browser_pil.views.list.1 {
2.  template < plugin.tx_browser_pil.template
3.  template.file = fileadmin/templates/my.tmpl
4.}
                    
```

There is another example for the property displayList in the tutorial "Tutorial Basics".



Property:	Data type:	Description:	Default:
template	array	file: Path to the default HTML template. Tutorial: See "Tutorial Basics" Example: <pre>plugin.tx_browser_pil.template { file = EXT:browser/res/default.tmpl }</pre>	See the example
autoconfig	-> autoconfig		
localTable	string / array	file: Path to the default HTML template. Tutorial: See "Tutorial Basics" Example: <pre>plugin.tx_browser_pil.template { localTable = tt_news localTable { uid = uid pid = pid } }</pre>	
upload	string	Path to upload folder of your images or documents Example: <pre>plugin.tx_browser_pil { upload = uploads/tx_ships }</pre>	empty
general_stdWrap	array	Text will be wrapped as RTE-Text, but without any <p>-tags. If a field has the property handleAs = text, it won't be processed with general_stdWrap but with displayList.content_stdWrap or displaySingle.content_stdWrap. See the example in displaySingle.content_stdWrap. Example: <pre>plugin.tx_browser_pil { general_stdWrap < lib.parseFunc_RTE general_stdWrap { parseFunc { nonTypoTagStdWrap { encapsLines { nonWrappedTag > } } } } }</pre>	See the example
document_stdWrap	array	Wrapping of fields which should handled as documents. Example: <pre>plugin.tx_browser_pil { document_stdWrap { icon = 1 stdWrap { noTrimWrap = } } }</pre>	See the example



Property:	Data type:	Description:	Default:
displaySingle	array	<p>Configuration of</p> <ul style="list-style-type: none"> the display of markers in the frontend and images in a single view. <p>It is nearby the displaySingle property in the extension tt_news. If you want to know more, please read the Reference in the tt_news manual.</p> <p>The SEO fields title, description and keywords have the stdWrap property.</p> <p>Tutorials: Tutorial Basics Tutorial Images</p> <p>Example:</p> <pre> plugin.tx_browser_pil.displaySingle { seo { htmlHead { title = 0 meta { description = 0 keywords = 0 } } } display { title = 1 table { summary = 1 caption = 1 } backbutton = 1 searchform { wrapSwordInResults = 1 wrapSwordInResults { 0.wrap = \ ... } } } templateMarker = ###TEMPLATE_SINGLE### imageCount = 4 imageWrapIfAny = \ <div class="news-single-img"> </div> content_stdWrap { parseFunc < lib.parseFunc_RTE } caption_stdWrap { wrap = \ <p class="news-single-imagcaption"> </p> trim = 1 } imageBoxWrap { // [String] Wrap code for every \ image/imagecaption block wrap = \ } } </pre>	See the example

Property:	Data type:	Description:	Default:
		<pre> image { // [String] path and file name of the image, \ // which should displayed, if a record hasn't \ // any image file = EXT:browser/res/images/\ alternate_image_400x300.gif file.maxW = 240 file.maxH = 180 wrap = imageLinkWrap = 1 imageLinkWrap { enable = 1 bodyTag = <body bgColor="#ffffff"> wrap = width = 500m height = 500 JSwindow = 1 JSwindow { newWindow = 1 expand = 17,20 } } } firstImageIsPreview = 0 forceFirstImageIsPreview = 0 </pre>	



Property:	Data type:	Description:	Default:
displayList	array	<p>Configuration of</p> <ul style="list-style-type: none"> the display of markers in the frontend and images in a list view. <p>It is nearby the displayList property in the extension tt_news. If you want to know more, please read the Reference in the tt_news manual.</p> <p>The SEO fields title, description and keywords have the stdWrap property.</p> <p>References: See n.displayList.display on page 51.</p> <p>Example:</p> <pre> plugin.tx_browser_pil.displayList { singlePid = seo { htmlHead { title = 0 meta { description = 0 keywords = 0 } } } display { searchform { ... wrapSwordInResults = 1 wrapSwordInResults { 0.wrap = ... } } table { summary = 1 caption = 1 } jssAlert = 1 } templateMarker = ###TEMPLATE_LIST### # Don't display caption in List view caption_stdWrap.if.directReturn = 0 imageCount = 1 imageWrapIfAny = imageBoxWrap { // [String] Wrap code for every \ image/imagecaption block wrap = \ } image { // [String] path and file name of the image, \ which should displayed, if a record hasn't \ any image file = EXT:browser/res/images/\ alternate_image_400x300.gif file.maxW = 120 file.maxH = 90 imageLinkWrap = 1 imageLinkWrap { enable = 1 bodyTag = <body bgColor="#ffffff"> wrap = width = 500m height = 500 JSwindow = 1 JSwindow { newWindow = 1 expand = 17,20 } } } } </pre>	<p>See the example</p> <p>singlePid: Default is the current page id</p>

Property:	Data type:	Description:	Default:
		<pre> master_templates { selectbox = SELECTBOX selectbox { ... -> See "Browser Tutorial Search" } } </pre>	
displayList.selectBox_orderBy		<p>You will get a select box for ordering records in the list view, if you don't use the marker ###ITEM###.</p> <p>Tutorial: Browser Tutorial Marker (en)</p> <p>Example:</p> <pre> plugin.tx_browser_pil.displayList { selectBox_orderBy { // [Boolean] 1: Display the select box for // ordering (default), 0: don't display. display = 1 templateMarker = ###TEMPLATE_SELECTBOX_VALID### selectbox = SELECTBOX selectbox { ... } } } </pre>	
andWhere	-> array	See the property "n.andWhere" below (page 48)	
advanced	-> array	See the section Advanced below	
views.list	-> <i>view.list</i>	See table "views.list" below on page 37.	
views.single	-> <i>view.single</i>	See table "views.single" below.	
_LOCAL_LANG	-> <i>_LOCALLANG</i>	See table "_LOCAL_LANG" below on page 53.	

Advanced

You should configure the array advanced only, if you are familiar with the Browser.

Advanced is local available. TypoScript snippet:

```
1.plugin.tx_browser_pil.views.single.1 {
2.  advanced < plugin.tx_browser_pil.advanced
3.  advanced.sql.devider.childrenRecords >
4.}
```

Property:	Data type:	Description:	Default:
development	array	Please read the comment in the TypoScript code. And sorry, that there isn't any other documentation.	
performance	array	Please read the comment in the TypoScript code. And sorry, that there isn't any other documentation.	
recursionGuard	int	The Browser uses some methods recursive. The recursion guard prevents unlimited loops and take care about performance. You can increase the value of the recursion guard. Example: <pre>plugin.tx_browser_pil.advanced { recursionGuard = 10000 }</pre>	10000
localization	-> array	See the section Localization below.	
realUrl	-> array	See the section realUrl in the Reference below.	
security	array	Please read the comment in the TypoScript code. And sorry, that there isn't any other documentation.	
sql	array	Please read the comment in the TypoScript code. And sorry, that there isn't any other documentation.	
tca	array	Please read the comment in the TypoScript code. And sorry, that there isn't any other documentation.	

autoconfig

Tutorial

- Browser Tutorial Database
http://typo3-browser.de/typo3conf/ext/browser_tut_database_en/doc/manual.pdf

Property:	Data type:	Description:	Default:
relations	array	<p>Array with your list views.</p> <p>Tutorial: Tutorial Databases</p> <p>Example:</p> <pre> plugin.tx_browser_pi1.autoconfig { relations = 1 relations { oneWayOnly = 1 simpleRelations = 0 simpleRelations { selfReference = 0 } mmRelations = 1 TCAconfig { type = 1 type { csvValue = select } } csvDontUseFields = left_join = 1 } } </pre>	
autoDiscover	array	<p>Example:</p> <pre> plugin.tx_browser_pi1.autoconfig { } </pre>	See table Local

AJAX

See Tutorial AJAX:

- http://typo3-browser.de/typo3conf/ext/browser_tut_ajax_en/doc/manual.pdf

CSV/RSS/XML

See Tutorial CSV/RSS/XML:

- http://typo3-browser.de/typo3conf/ext/browser_tut_rss_en/doc/manual.pdf

Localisation

`plugin.tx_browser_pil.advanced.localisation`

Tutorial

- http://typo3-browser.de/typo3conf/ext/browser_tut_localization_en/doc/manual.pdf

realURL

Property:	Data type:	Description:	Default:
realURL	array	<p>Array for configuring realURL in context with localisation.</p> <p>defaultLanguageLink (boolean):</p> <ul style="list-style-type: none"> • Default: 1 • 0: Link to the single with the uids of the current records • 1: Link to the single with the uids of the default language records <p>Background: The extension realurl is using the uid of the default language records usually.</p> <p>- Advantage</p> <ul style="list-style-type: none"> • You can switch the languages in single mode. <p>- Disadvantage</p> <ul style="list-style-type: none"> • The realurl path is using the record segment in default language in every language <p>You change this behavior: The extension realurl is using than the uid of the current record.</p> <p>- Advantage</p> <ul style="list-style-type: none"> • The realurl path is using the record segment in the current language. <p>- Disadvantage</p> <ul style="list-style-type: none"> • You can't switch the languages in single mode. <p>Example:</p> <pre>plugin.tx_browser_pil.advanced.localisation { realURL { defaultLanguageLink = 1 } }</pre>	1

TCA

Property:	Data type:	Description:	Default:
TCA	array	<p>Array for configuring TCA behavior in context with localisation.</p> <p>TCA.field.appendix (string): Fields with this appendix will be used for translation. I.e. The overlay value from tt_news_cat.title_lang_ol will overwrite the value in tt_news_cat.title</p> <ul style="list-style-type: none"> • Default: lang_ol <p>TCA.value.devider (string): Devider for seperating language entries like de:Aufmacher fr:Accroche or Aufmacher Accroche</p> <ul style="list-style-type: none"> • Default: <p>TCA.value.langPrefix (boolean):</p> <ul style="list-style-type: none"> • Default: 1 • 1: lang_ol values have a lang_prefix like en:Lead Story de:Aufmacher fr:Accroche • 0: lang_ol values are without lang_prefix like Lead Story Aufmacher Accroche <p>Example:</p> <pre> plugin.tx_browser_pil.advanced.localisation { TCA { field { appendix = _lang_ol } value { devider = langPrefix = 1 } } } </pre>	<p>lang_ol</p> <p> </p> <p>1</p>

realUrl.linkToSingle

`plugin.tx_browser_pi1.advanced.realUrl.linkToSingle`

Tutorial

- http://typo3-browser.de/typo3conf/ext/browser_tut_realurl_en/doc/manual.pdf

realURL

Property:	Data type:	Description:	Default:
realURL	array	<p>Array for configuring realURL in context of SEO - Search Engine Optimisation.</p> <p>You can control links to a single view with the properties below. You can add your own piVars, if it would be necessary.</p> <p>Background: It would be the best to have a link to a single view only with the page id and the id of the record. Than you will have a short URL and a unique URL. If you have some more parameters, they will enable to visit the same content with different URL. Search Engines don't like this, because it seems, that you provide double content.</p> <p>Tutorial: Browser Tutorial RealURL (en), extkey: browser_tut_realurl_en</p> <p>Example:</p> <pre>plugin.tx_browser_pi1.advanced.realUrl { linkToSingle realURL { dont_display_piVars = 1 dont_display_piVars { azTab = 1 mode = 1 pointer = 1 plugin = 1 sort = 1 sword = 0 } } }</pre>	

Registers

The Browser stores some data in registers. This data is available while runtime by TypeScript.

Defined registers

In context with rows and columns

- `browser_numColumn`
Counter for columns (elements). First column has the number 0.
- `browser_numColumnFirst`
If the current columns (current element) is the last one, this register is true.
- `browser_numColumnLast`
If the current columns (current element) is the last one, this register is true.
- `browser_numColumnOdd`
If the current column (current element) has an odd number, this register is true.
- `browser_numRow`
Counter for rows (records). First row has the number 0.
- `browser_numRowFirst`
If the current row (current record) is the first one, this register is true.
- `browser_numRowLast`
If the current row (current record) is the last one, this register is true.
- `browser_numRowOdd`
If the current row (current record) has an odd number, this register is true.

In context with file management:

- `ICON_REL_PATH`
- `filename`
- `path`
- `fileSize`
- `fileExtension`
- `Description`

In context with search engine optimisation:

- `browser_htmlTitleTag`
- `browser_description`
- `browser_keywords`

Registers are available in list views and in single views.

The registers contain the values from the first record in the list view and the values from the current record in the single view.

How do you use registers?

TypeScript snippet with `ICON_REL_PATH`

```
10 = IMAGE
10 {
  file {
    import {
      data = register : ICON_REL_PATH
    }
  }
}
```


TypoScript snippet with browser_htmlTitleTag, browser_description, browser_keywords

```

page {
  config {
    noPageTitle = 2
  }
  headerData {
    20 = TEXT
    20 {
      data = register:browser_htmlTitleTag
      ifEmpty {
        field = title
        noTrimWrap = |TYPO3 Organiser: ||
      }
      wrap = <title>|</title>
    }
  }
  meta {
    description {
      field >
      data = register:browser_description
    }
    keywords {
      field >
      data = register:browser_keywords
    }
  }
}

```

How do you find uncovered registers?

You can find registers by searching the PHP code for

- "register" or
- "\$GLOBALS['TSFE']->register"

Templating

See Tutorial Templating:

- http://typo3-browser.de/typo3conf/ext/browser_tut_templating_en/doc/manual.pdf

views.list

Property:	Data type:	Description:	Default:
<i>n</i>	array	Array with your list views. Example: <pre>plugin.tx_browser_pil.views.list { 1 { ... } }</pre>	
<i>n.name</i>	string	Name of the list view. Name will be displayed in the plugin. Example: <pre>plugin.tx_browser_pil.views.list { 1 { name = Organisier: Events } }</pre>	
<i>n.template</i>	array	Example: <pre>plugin.tx_browser_pil.views.list { 1 { template < plugin.tx_browser_pil.template template { ... } } }</pre>	See table Local
<i>n.relations.type</i>	array	Array with your database relations. <i>type</i> is mm only until now. Commendation: You can build the relation for all possibilities you need and copy it to every view (like the example above). Browser will use only the relations, it need for building the query of the view. Tutorial: Tutorial Database Debugging: See "Debugging SQL statements" on page 59. Example: <pre>plugin.tx_browser_pil.views.list { 1 { relations.mm = } 2 < .1 }</pre>	
<i>n.record</i>	array	Array with <ul style="list-style-type: none"> the uid field name of the main record (the record with the id for the link to a single view) the pid field name of the main record. Example: <pre>plugin.tx_browser_pil.views.list { 1 { record { uid = tx_ships_main.uid pid = tx_ships_main.pid } } }</pre>	

Property:	Data type:	Description:	Default:
<p><i>n.select</i></p>	<p>string, stdWrap</p>	<p>The query with the field names, which you want display in the frontend. You don't need the uid and the pid of the main record (see property record above). Browser builds SQL statements according to the limit by TYPO3 - i. e. fe-user-rights, hidden records.</p> <p>Tutorial: See Tutorial Quick Start above Tutorial Basics</p> <p>Debugging: See "Debugging SQL statements" on page 59.</p> <p>Example:</p> <pre> plugin.tx_browser_pi1.views.list { 1 { select = tt_news.title, tt_news_cat.title } } plugin.tx_browser_pi1.views.list { 1 { select = COA select { 10 = TEXT 10 { value = tt_news.title lang { de = tt_news.title_de } wrap = , } 20 = TEXT 20 { value = tt_news_cat.title lang { de = tt_news_cat.title_de } wrap = , } } } } </pre>	
<p><i>n.showUid</i></p>	<p>string</p>	<p>You can set the name for the piVar[showUid]. It is helpfull, if you are use more than one plugin with different databases like 'tt_news' and 'fe_users' for example - and if your are using realUrl.</p> <p>In the case below the record id of the first list view will get the parameter tx_browser_pi1[showUid]=X - this is the default, now alias for the showUid isn't configured. The record id of the second list view will get the parameter tx_browser_pi1[feuserUid]=X</p> <p>Example:</p> <pre> plugin.tx_browser_pi1.views.list { 1 { ... } 2 { showUid = feusersUid } } </pre>	



Property:	Data type:	Description:	Default:
<code>n.select.deal_as_table</code>	array	<p>If you are using the SQL manual mode with aliases, you have to help the Browser to allocate the proper table for operations. There is the array <code>deal_as_table</code> for this case.</p> <p>Example:</p> <pre>plugin.tx_browser_pil.views.list { 1 { select = or.uid AS `or.uid`, \ CONCAT(or.or_code, ' ', or.or_name) \ AS `or.or_name` select { deal_as_table { 0 { statement = CONCAT(or.or_code, ' ', \ or.or_name) AS `or.or_name` alias = or.or_name } } } } }</pre>	
<code>n.groupBy</code>	string, stdWrap	<p>If you like to display your data grouped, please use <code>groupBy</code>. The <code>groupBy</code> won't be a part of the SQL query but will be processed by PHP.</p> <p>Example for <code>stdWrap</code> see <code>n.select</code> above</p> <p>Example:</p> <pre>plugin.tx_browser_pil.views.list { 1 { groupBy = tt_news_cat.title } }</pre> <p>This property is incomplete! If you are using <code>groupBy</code> the A-Z-Browser and the page browser can't count the records propper.</p>	
<code>n.groupBy.dontConsolidate</code>	boolean	<p>If you are group data by a field of a foreign table and you are displaying more than one field from the foreign table, it is possible, that you won't get a proper result. Try <code>dontConsolidate</code> in this case.</p> <p>Example:</p> <pre>plugin.tx_browser_pil.views.list { 1 { groupBy { dontConsolidate = 1 } } }</pre>	0
<code>n.where</code>	string, stdWrap	<p>DANGEROUS! You can write your own where clause. Be aware in case of an own configuration, that you have to configure enable fields like <code>hidden</code>, <code>deleted</code>, <code>starttime</code> and <code>endtime</code> by yourself. Filter doesn't work in case of own where clause.</p> <p>Example for <code>stdWrap</code> see <code>n.select</code> above</p> <p>Example:</p> <pre>plugin.tx_browser_pil.views.list { 1 { where = tx_ships_special.uid = 35 } }</pre>	

Property:	Data type:	Description:	Default:
<i>n.andWhere</i>	string, stdWrap	<p>You can add any condition to the where clause. If you need a table field in your clause, you have to allocate the table name separated by commas to the value "tables". The allocated table names have to be a part of your defined relations. Example for stdWrap see <i>n.select</i> above</p> <p>Debugging: See "Debugging SQL statements" on page 59.</p> <p>Example:</p> <pre>plugin.tx_browser_pil.views.list { 1 { andWhere = tx_ships_special.uid = 35 } }</pre>	
<i>n.orderBy</i>	string, stdWrap	<p>You can sort every view in your own way, if you need it. orderBy won't be a part of the SQL query but will be processed by PHP multisort since Browser 3.1.0 Example for stdWrap see <i>n.select</i> above</p> <p>Example:</p> <pre>plugin.tx_browser_pil.views.list { 1 { orderBy = tt_news.datetime desc, \ tt_news_cat.title } }</pre>	Values from the select property
<i>n.orderBy.foreignTable</i>	string	<p>You can order children records (foreign tables) by a SQL query. The code will be send as a real SQL query in contrast to the property orderBy above!</p> <p>Foreign table has to be the name of the foreign table like in the example below. It will be used for the table.field marker. In the example below the browser will handle the result of the sql query in this way:</p> <ul style="list-style-type: none"> • uid -> tx_org_department.uid • title -> tx_org_department.title <p>You will need the marker ###UID_LOCAL###. The marker will be replaced by the uid of the current local table.</p> <p>Browser Tutorial Database (en): http://typo3.org/documentation/document-library/extension-manuals/browser_tut_search_en/current/</p> <p>Example:</p> <pre>plugin.tx_browser_pil.views.list { 1 { orderBy { tx_org_department (SELECT tx_org_department.uid AS 'uid', tx_org_department.title AS 'title' FROM tx_org_department, tx_org_headquarters_mm_tx_org_department WHERE tx_org_headquarters_mm_tx_org_department.\ uid_local = ###UID_LOCAL### AND tx_org_headquarters_mm_tx_org_department.\ uid_foreign = tx_org_department.uid ORDER BY tx_org_headquarters_mm_tx_org_department.\ sorting) } } }</pre>	

Property:	Data type:	Description:	Default:
<i>n.random</i>	boolean	<p>Generate records by a random order.</p> <p>Be aware!</p> <ul style="list-style-type: none"> • random has priority: orderBy will be ignored! • the Browser plugin doesn't have to be cached <p>No cache Please use the plugin "Browser (no cache)" The whole page will not be cached!</p> <p>Tutorial Browser Tutorial Several Plugins (en) Section: No Cache http://typo3.org/extensions/repository/view/browser_tut_severalplugins_en/current/</p> <p>Example:</p> <pre>plugin.tx_browser_pil.views.list { 1 { random = 1 } }</pre>	
<i>n.override</i>	array	<p>You can override the parts select, from, where, andWhere and orderBy of any SQL query. Every part is optional. The override option makes sense, if you aren't satisfied with the query statements processed by the browser. Every item has the stdWrap property. Example for stdWrap see <i>n.select</i> above. andWhere has only an effect, if you don't use where!</p> <p>Example:</p> <pre>plugin.tx_browser_pil.views.list { 1.override { select = tt_news.title AS 'tt_news.title', \ tt_news_cat.title AS \ 'tt_news_cat.title' from = ... where = ... andWhere = ... orderBy = ... } }</pre>	
<i>n.limit</i>	string	<p>Limit the result</p> <p>Example:</p> <pre>plugin.tx_browser_pil.views.list { 1 { limit = 0,3 } }</pre>	
<i>n.search</i>	string	<p>You can search in more fields than displayed.</p> <p>Tutorial Tutorial Search</p> <p>Example:</p> <pre>plugin.tx_browser_pil.views.list { 1 { search = tt_news.title, tt_news.bodytext, \ tt_news.short, tt_news_cat.title } }</pre>	Values from the select property



Property:	Data type:	Description:	Default:
n.handleAs	array	<p>You can handle fields in a special way.</p> <ul style="list-style-type: none"> image will be wrapped as an image. You have to configure the property upload. See table "Local" property upload on page 33. imageCaption will be wrapped as the image caption. imageAltText will be wrapped as the image alt tag. imageTitleText will be wrapped as the image title tag. document will be wrapped as link to the document with a mime type icon. <p>Tutorial: Tutorial Database</p> <p>Example:</p> <pre>plugin.tx_browser_pil.views.list { 1 { handleAs { image = tx_ships_main.images imageCaption = tx_ships_main.caption imageAltText = tx_ships_main.caption imageTitleText = tx_ships_main.caption document = tx_ships_main.documents } } }</pre>	
n.csvLinkToSingleView	string	<p>By default every item in the list links to the single view. If you don't want that, use csvLinkToSingleView (comma separated values).</p> <p>Example:</p> <pre>plugin.tx_browser_pil.views.list { 1 { csvLinkToSingleView = tt_news.title } }</pre>	
n.document_stdWrap	array	<p>Copy the default configuration from document_stdWrap and change it. Wrapping of documents. See property document_stdWrap in the table "Local" on page 33.</p> <p>Example:</p> <pre>plugin.tx_browser_pil.views.list { 1 { document_stdWrap < \ plugin.tx_browser_pil.document_stdWrap document_stdWrap.stdWrap { noTrimWrap > wrap =
 } } }</pre>	See table Local
n.displayList	array	<p>Copy the default configuration from displayList and change it. Wrapping of images and configuration of displaying markers. See property displayList in the table "Local" on page 36.</p> <p>Example:</p> <pre>plugin.tx_browser_pil.views.list { 1 { displayList < \ plugin.tx_browser_pil.displayList displayList { ... } } }</pre>	See table Local



Property:	Data type:	Description:	Default:
<i>n.displayList.display</i>	array	<p>If you don't want the item, set the value to 0.</p> <ul style="list-style-type: none"> • table.summary: use the <table summary="..."> property • table.caption: use the <table><caption>...</caption> tag • jssAlert: Link to a alert box, if the isn't any single view. <p>Example:</p> <pre>plugin.tx_browser_pil.views.list.1.displayList { display { table { summary = 1 caption = 1 } jssAlert = 1 } }</pre>	Like the example
<i>n.table.field</i>	stdWrap	<p>Every table field has the stdWrap property.</p> <p>Tutorial: Tutorial Basics</p> <p>Example:</p> <pre>plugin.tx_browser_pil.views.list { 1 { tt_news.title { crop = 10 ... 1 } } }</pre>	
<i>n.marker</i>	array, stdWrap	<p>Every view has the marker property.</p> <p>Tutorial: Tutorial Basics</p> <p>Example:</p> <pre>plugin.tx_browser_pil.views.list { 1 { marker { my_marker { value = My Marker lang.de = Mein Marker } } } }</pre>	

views.single

Property:	Data type:	Description:	Default:
<i>n</i>	array	See table views.list	
<i>n.template</i>	array	<p>See property template in the table "Local" on page Error: Reference source not found.</p> <p>Tutorial: Tutorial Basics</p> <p>Example:</p> <pre>plugin.tx_browser_pil.views.single { 1 { template < plugin.tx_browser_pil.template } }</pre>	See table Local
<i>n.relations.type</i>	array	See table views.list	
<i>n.record</i>	array	See table views.list	
<i>n.select</i>	string	See table views.list	
<i>n.andWhere</i>	array	See table views.list	

Property:	Data type:	Description:	Default:
<i>n.orderBy</i>	string	<p>See table views.list amongst others</p> <p>orderBy is different from the SQL orderBy statement. There are several causes. On important cause is, that you can't order records from the local table (main table) and foreign tables (children tables) within one SQL query.</p> <p>Since version 3.4.3 it is possible to order children records too. See the example below:</p> <p>Example:</p> <pre>plugin.tx_browser_pil.views.list { 1 { select = ... orderBy (tx_organiser_cal_mm_calentrance.sorting, tx_organiser_calentrance.title) } }</pre> <p>Comment:</p> <p>There is this relation in the example above (you can't see it): tx_organiser_cal -> tx_organiser_cal_mm_calentrance \ -> tx_organiser_calentrance It is like: event -> mm table -> entrance fees</p> <p>The orderBy clause from above will have the effect, that the titles of the entrance fees (values like: "students 10 EUR, adults 16 EUR, ..." will first ordered by the values of the field sorting in the mm table and second will be ordered by the title.</p> <p>The browser detects a context between mm tables and foreign tables! The orderBy clause from above will have any effect to all other children tables.</p>	Values from the select property
<i>n.orderBy.foreignTable</i>	string	<p>You can order children records (foreign tables) by a SQL query. The code will be send as a real SQL query in contrast to the property orderBy above!</p> <p>Please refere to views.list above</p>	
<i>n.search</i>	string	See table views.list	Values from the select property



Property:	Data type:	Description:	Default:
<i>n.handleAs</i>	array	<p>You can handle fields in a special way.</p> <ul style="list-style-type: none"> • title headline in the single view • image will be wrapped as an image. You have to configure the property upload. See table "Local" property upload on page 33. • imageCaption will be wrapped as the image caption. • imageAltText will be wrapped as the image alt tag. • imageTitleText will be wrapped as the image title tag. • text will be wrapped as text in the single view in the template image-text. • document will be wrapped as link to the document with a mime type icon. <p>Tutorial: Tutorial Basics Tutorial Images</p> <p>Example:</p> <pre>plugin.tx_browser_pil.views.single { 1 { handleAs { title = tx_ships_main.title image = tx_ships_main.images imageCaption = tx_ships_main.caption imageAltText = tx_ships_main.caption imageTitleText = tx_ships_main.caption text = tx_ships_main.history document = tx_ships_main.documents } } }</pre>	
<i>n.document_stdWrap</i>	array	See table views.list	See table Local
<i>n.displaySingle</i>	array	<p>Copy the default configuration from displaySingle and change it. Wrapping of images and configuration of displaying markers. See property displaySingle in the table "Local" on page 34.</p> <p>Example:</p> <pre>plugin.tx_browser_pil.views.single { 1 { displaySingle < \ plugin.tx_browser_pil.displaySingle displaySingle { ... } } }</pre>	See table Local
<i>n.table.field</i>	stdWrap	See table views.list	
<i>n.marker</i>	array, stdWrap	<p>Every view has the marker property.</p> <p>Tutorial: See "Self-defined Markers".</p> <p>Example:</p> <pre>plugin.tx_browser_pil.views.list { 1 { marker { my_marker { value = My Marker lang.de = Mein Marker } } } }</pre>	



Deprecated properties

TT_CONTAINER

The TT_CONTAINER is deprecated! Use COA instead. See the Tutorial/Manual of Browser for BZD Staff Directory.

Tutorial / Manual

- HTTP: http://typo3.org/extensions/repository/view/browser_bzdstaffdirectory/current/
- PDF: http://typo3.org/extensions/repository/view/browser_bzdstaffdirectory/current/info/?tx_terfe_pi1%5BdownloadFile%5D=doc%252Fmanual.pdf

TT_CONTAINER is a short form for **TypoScript** Template Container.

Property:	Data type:	Description:	Default:
tableFieldUid	string	<p>Deprecated!</p> <p>Syntax: <i>table.field</i>: name of the table + dot + name of the field</p> <p>Tutorial:</p> <p>Debugging:</p> <p>Example:</p> <pre> plugin.tx_browser_pi1.views.single.1 { ttContainer = TT_CONTAINER ttContainer { tableFieldUid = tx_civserv_form.uid limit = -1 wrap (<h2>Forms</h2>) noRecord { value (<h2>Forms</h2> There isn't any form.) } 10 = TTC_STDWRAP 10 { ... } 20 = TTC_COA 20 { } } } </pre>	
limit	int		
noRecord	array ->stdWrap	... has the stdWrap property	
tt_stdwrap	array ->TTC_STDWRAP		
tt_coa	array ->TTC_COA		
tt_container	array ->TT_CONTAINER		



TTC_COA

The TTC_COA is deprecated! Use COA instead. See the Tutorial/Manual of Browser for BZD Staff Directory.

Property:	Data type:	Description:	Default:
		<p>Deprecated!</p> <p>Example:</p> <pre>plugin.tx_browser_pil.views.single.1 { ttContainer = TT_CONTAINER ttContainer { ... 20 = TTC_COA 20 { } } } }</pre>	

TTC_STDWRAP

The TTC_STDWRAP is deprecated! Use COA instead. See the Tutorial/Manual of Browser for BZD Staff Directory.

Property:	Data type:	Description:	Default:
		<p>Deprecated!</p> <p>Example:</p> <pre>plugin.tx_browser_pil.views.single.1 { ttContainer = TT_CONTAINER ttContainer { ... 10 = TTC_STDWRAP 10 { ... } } }</pre>	

_LOCAL_LANG

With the `_LOCAL_LANG` array you can control the values of the tabs in the mode selector and the translation for the table fields.

Tutorials

Label fields

- http://typo3-browser.de/typo3conf/ext/browser_tut_labeling_en/doc/manual.pdf

Use localized tables and extensions:

- http://typo3-browser.de/typo3conf/ext/browser_tut_localization_en/doc/manual.pdf

Property:	Data type:	Description:	Default:
<code>_LOCAL_LANG</code>	array	<p>Array with the translations for the tabs in the mode selector, for SEO - Search Engine Optimisation, table summary and table caption and for the fields</p> <p>There are the following rules:</p> <ul style="list-style-type: none"> • Tabs: <ul style="list-style-type: none"> <code>view_mode_n</code> view: list or single n: number of the view (1, 2, 3, ...) • Tables: <ul style="list-style-type: none"> Browser Manual (en) generates HTML tables, which are conform with the guidelines of the Web Accessibility Initiative (WAI). <code>view_mode_n_summary</code>: <code><table summary="value"></code> <code>view_mode_n_caption</code>: <code><caption>value</caption></code> • Fields: <ul style="list-style-type: none"> <code>table_field</code> table: name of the table (i. e. tt_news) field: name of the field (i. e. title) <p>Example:</p> <pre> plugin.tx_browser_pil { _LOCAL_LANG { default { list_mode_1 = My tab in the view list 1 list_mode_2 = My tab in the view list 2 list_mode_1_titleTag = My HTML title tag 1 list_mode_2_titleTag = My HTML title tag 2 list_mode_1_keywords = keyword 1, ..., ... list_mode_2_keywords = keyword 1, ..., ... list_mode_1_summary = My table summary list 1 list_mode_2_summary = My table summary list 2 list_mode_1_caption = My table caption list 1 list_mode_2_caption = My table caption list 2 single_mode_1 = My tab in the view single 1 single_mode_2 = My tab in the view single 2 single_mode_1_titleTag = ###TABLE.FIELD### ... single_mode_2_titleTag = ###TABLE.FIELD### ... single_mode_1_keywords = ###TABLE.FIELD###, .. single_mode_2_keywords = ###TABLE.FIELD###, .. single_mode_1_summary = Summary single list 1 single_mode_2_summary = Summary single list 2 single_mode_1_caption = Caption single list 1 single_mode_2_caption = Caption single list 2 tt_news_title = News Header tt_news_cat_title = Category } } } </pre>	



Self-acting configuration test

There are some mistakes and misconfiguration, which will happen very often. A common example is: It is forgotten to include the static template or it isn't set the starting point of your data.

The Browser checks it self-acting!

The Plugin check

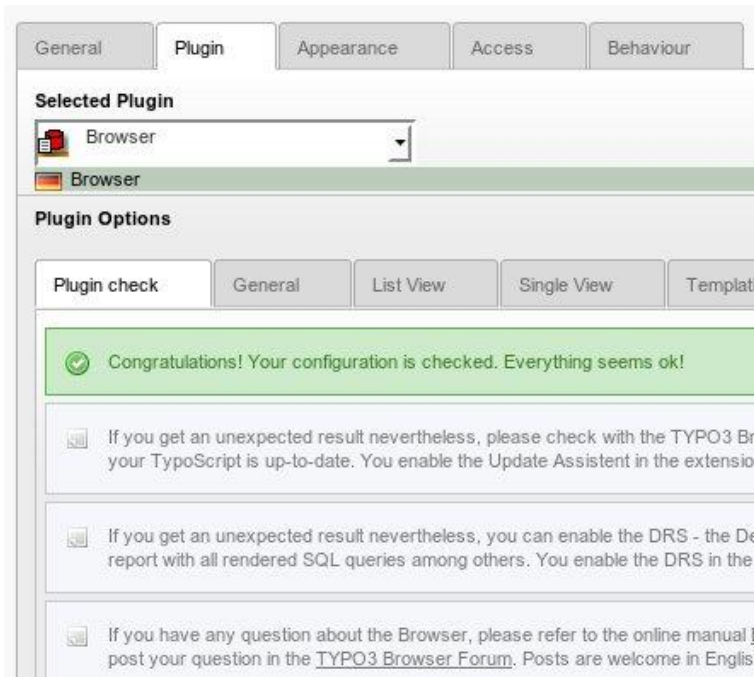


Illustration 39: The interactive plugin check

If you have avoid the most common mistakes, the first tab of the Browser plugin [Plugin check] will look like in the illustration above:

- Congratulations! Your configuration is checked. Everything seems ok!

The plugin check evaluates if

- the Browser static template is included
- one view at least is configured
- there is a record storage page
- there is an AJAX page object II
- there is an CSV export page object
- the Browser plugin / flexform is saved one at least

Apart from that the plugin check link to the Browser on-line manual and the Browser forum.

The plugin check replaces the former tab [Check list].



DRS - Development Reporting System

DRS means Development Reporting System. The DRS is supporting the management of TYPOScript and if you like to develop the Browser, you will get support too.

You will get information about the work flow and the TYPOScript configuration, if you choose one of the options of the DRS (see image below).

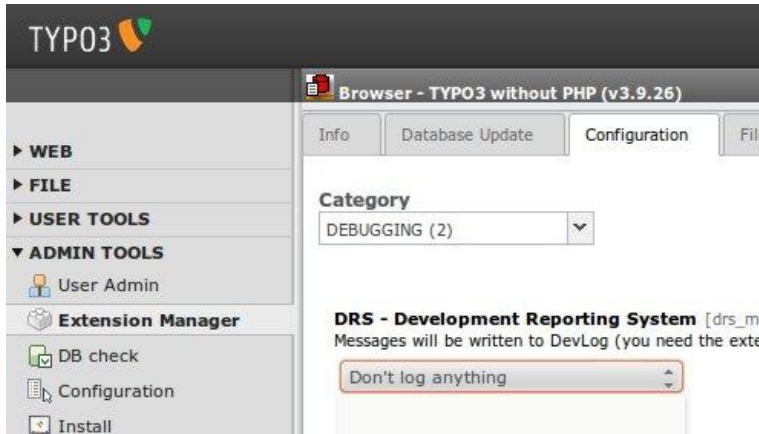


Illustration 40: DRS - Development Reporting System

You need the extension devlog

Without the extension devlog you won't get any message in the backend.

Configuring devlog

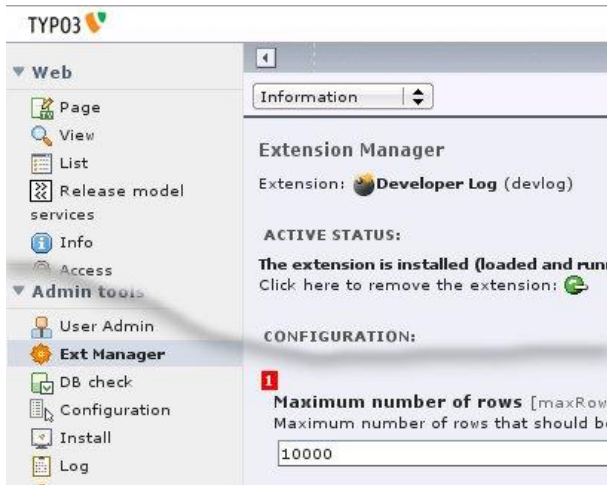


Illustration 41: Maximum number of rows in devlog

The default maximum number of rows is 1.000 in the devlog configuration.

If you want enjoy all devlog messages from the DRS, please set the maximum number of rows to 10.000.

Options

- Don't log anything
This should be the default.
- Auto Discover development
Helpful for investigate TCA issues and the self-acting wrapping of fields.
- Filter and Category Menu
- Labelling Support
Helpful for investigate Labelling issues (`_LOCAL_LANG`).
- Localisation
Helpful, if you are want to use localized tables and extensions.



- pageBrowser or A-Z-Browser
Helpful for investigate record browser issues.
- Performance
If you want to know, how many time the Browser Manual (en) needs ...
- Plugin
Report about processing of the values you left in the plugin.
- Realurl
Helpful for investigate your Real URL configuration.
- Search Engine Optimisation
Helpful for investigate Search Engine Optimisation (SEO).
- SQL development
Helpful for investigate SQL issues.
- Templating
Logs in context of HTML template building
- Typoscript Update Checker
- All
All includes Errors and Warnings and all DRS options. You will get a long list of logs, but this list will be the best, if you want to know all about the work flow of the Browser and your TypoScript configuration.

Debugging SQL statements

Browser display every SQL statement. You can check, if Browser is building a query with the expected relations and according to TYPO3 frontend rights and things like hidden records.

If you have any problem, you can copy the SQL statement to PhpMyAdmin and you will get qualified error messages.



Illustration 42: SQL statements



Debugging `_LOCAL_LANG`

You get a report for every mode select field (tab), every table summary, table caption and every table field, which hasn't any translation in `_LOCAL_LANG`.

6255	fe_db_browser	[MN] Mode for cc_devlog: Log all
6256	fe_db_browser	[MS] list_mode_1 hasn't any value in <code>_LOCAL_LANG</code>
6257	fe_db_browser	[MS] list_mode_2 hasn't any value in <code>_LOCAL_LANG</code>
6258	fe_db_browser	[MS] list_mode_3 hasn't any value in <code>_LOCAL_LANG</code>
6259	fe_db_browser	[MS] Existing list views: 1, 2, 3

Illustration 43: Logs for missing items in the `_LOCAL_LANG` array

What's new in 4.0

Backend filter

[3.9.8]

You can extend the list view in the TYPO3 backend with filters. See

- Browser Tutorial Backend Filter
http://typo3-browser.de/typo3conf/ext/browser_tut_befilter_en/doc/manual.pdf

CSV export

[3.9.6]

You can export your data into a CSV file with one mouse click. Please refer to the

- Browser Tutorial CSV, RSS, XML
http://typo3-browser.de/typo3conf/ext/browser_tut_rss_en/doc/manual.pdf

DAM sample

[3.9.15]

You can use the Browser for publishing data from the DAM extension (Digital Asset Management). See

- Browser Tutorial Download Module
http://typo3-browser.de/typo3conf/ext/browser_tut_downloads_en/doc/manual.pdf

Download management

[3.9.3]

You can manage downloads with the Browser. The Browser is counting hits and downloads – the base for TOP 10 lists. Downloads can be protected by the frontend access management of TYPO3. See

- Browser Tutorial Download Module
http://typo3-browser.de/typo3conf/ext/browser_tut_downloads_en/doc/manual.pdf

DRS - Warnings and Errors

[3.9.6]

You can select DRS "Warnings and Errors". If you interested in Warnings and Errors only, the DRS report is more clearly.

Filter: conditions

[3.9.3]

You can define a display condition for a filter.

Example for a requirement

You have the work flow:

- The visitor should select a category before viewing a list
- The list shouldn't contain the category filter, if a category was selected before

See

- Browser Tutorial Filter and Search
http://typo3-browser.de/typo3conf/ext/browser_tut_search_en/doc/manual.pdf

Filter: independent total hits

[3.9.6]

The displayed hits in front of or behind a filter item can calculated independent on the selected filters now. The tab [List view] in the plugin / flexform has the new property "Filter: total hits". Until version 3.9.6 total hits were controlled by the selection of the filters. If you like the former behaviour, you can setting it up here.

Filter: tree view

[4.1.21]

- Treeview as hierarchical check-box.
- See; Browser Tutorial Filter and Search
http://typo3-browser.de/typo3conf/ext/browser_tut_search_en/doc/manual.pdf

[3.9.6]

- You can display a category menu as tree view.
- You need the extension cps_tcatree. This extension enables to order items in a tree view.
- See; Browser Tutorial Filter and Search
http://typo3-browser.de/typo3conf/ext/browser_tut_search_en/doc/manual.pdf

GoogleMaps

[4.4.0]

You can publish your data supported by GoogleMaps. See

- BrowserMaps Tutorial
http://typo3-browser.de/typo3conf/ext/browser_tut_map_en/doc/manual.pdf

Manual is split

[3.9.6]

The manual is split into an abstract and a manual in detail.

OpenStreetMap

[4.1.23]

You can publish your data supported by OpenStreetMap. See

BrowserMaps Tutorial
http://typo3-browser.de/typo3conf/ext/browser_tut_map_en/doc/manual.pdf

Plugin check

[3.9.6]

The Browser evaluates itself: The first tab of the flexform is called [Plugin check]. The tab replaces the tab [Check list]. See "Self-acting configuration test" on page 57 above.

Record Browser

[4.1.8]

Record browser links back to the list view depending on the last configuration

Registers

[4.1.13]

The Browser got new registers for the number of the current row (record) and the current column (element). Flags for the properties first, last and odd are supported also.

Registers are documented now. See "Registers" on page 43 above.

Statistic module

[3.9.3]

The Browser can count hits and downloads. See

- Browser Tutorial Download Module
http://typo3-browser.de/typo3conf/ext/browser_tut_downloads_en/doc/manual.pdf

- Browser Tutorial Statistic
http://typo3-browser.de/typo3conf/ext/browser_tut_statistics_en/doc/manual.pdf

Tutorials

New

Browser Tutorial Backend Filter

[3.9.8]

You can extend the list view in the TYPO3 backend with filters.
http://typo3-browser.de/typo3conf/ext/browser_tut_befilter_en/doc/manual.pdf

Browser Tutorial Calendar

[3.9.6]

Publish your data in form of a calendar. Be aware: Only day's schedule is supported in the current version.
http://typo3-browser.de/typo3conf/ext/browser_tut_cal_en/doc/manual.pdf

Browser Tutorial Downloads

[3.9.6]

Manage your downloads with the Browser! The Browser takes care of user access rights. It is counting hits and visits for downloaded files. See Tutorial Statistics below.
http://typo3-browser.de/typo3conf/ext/browser_tut_downloads_en/doc/manual.pdf

Browser Tutorial Statistics

[3.9.6]

Manage your statistics data with the Browser! The Browser collects hits and visits for records and files. The statistics data is the basis for displaying the most frequented records or files. A good example are top 10 lists for news, products and records of your own database.
http://typo3-browser.de/typo3conf/ext/browser_tut_statistics_en/doc/manual.pdf

Browser Tutorial Userfunc

[3.9.6]

The Browser provides some user defined functions (userFunc). The tutorial is a overview with the reference.
http://typo3-browser.de/typo3conf/ext/browser_tut_userfunc_en/doc/manual.pdf

BrowserMaps

[4.1.23]

You can publish your data supported by OpenStreetMap. See:
http://typo3-browser.de/typo3conf/ext/browser_tut_map_en/doc/manual.pdf

Extended tutorials

Browser Tutorial CSV file, RSS feed and XML

[3.9.6]

Export your data into in CSV file (comma separated values). Publish your data in form of an RSS feed or in XML.

The tutorial is extended with the part for exporting and downloading your data in CSV files.

http://typo3-browser.de/typo3conf/ext/browser_tut_rss_en/doc/manual.pdf

Browser Tutorial Search and Filter

[4.1.21]

The browser search engine. Filter your lists.

The tutorial is extended with a section for hierarchical check-boxes.

http://typo3-browser.de/typo3conf/ext/browser_tut_search_en/doc/manual.pdf

[3.9.6]

The browser search engine. Filter your lists.

The tutorial is extended with a chapter for tree views.

http://typo3-browser.de/typo3conf/ext/browser_tut_search_en/doc/manual.pdf



Functional Schematic

Develop TYPO3 eight times faster!

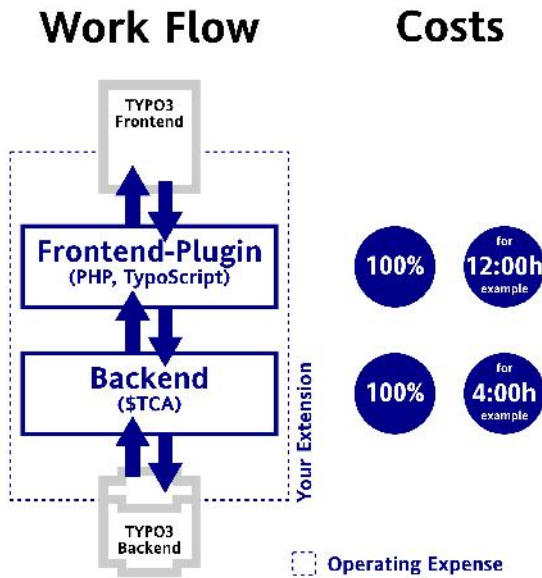


Illustration 44: Common way of TYPO3 extension development.

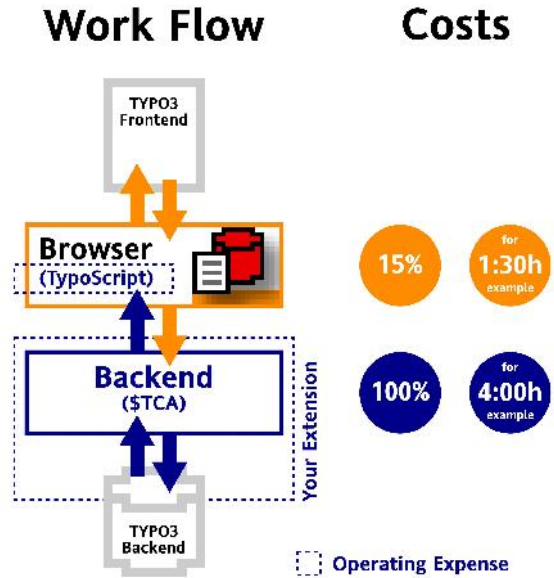


Illustration 45: TYPO3 extension development with the Browser.

The common way of TYPO3 extension development:

- You develop your own frontend plugin.
- You have to code your own PHP.
- You have to code your own TypoScript template.

TYPO3 extension development with the Browser:

- You don't need any frontend plugin.
- You don't need to code any line PHP.
- You have to code a TypoScript template for controlling the Browser.

Save up to 85 percent of your development costs

Compare the costs for the development without and with the Browser in our example above.

We guess, that you can save 85 percent of the costs for the development of a frontend plugin, if you are using the Browser.

In our example you would need 16 hours for the development of your extension with a frontend plugin (4 hours for the backend plus 12 hours for the frontend). If you are using the Browser you would need 5:30 hours (4 hours for the backend plus 1:30 hours for the frontend). You would save 9:30 hours (nearly 60 percent) altogether.

The can test it with the case story "Grüne Autos". The case story demonstrates to build your own database with a lot of features within three hours. Sorry, the case story is in German only.

The claim of the Browser is: TYPO3 without PHP.



Smarty

The Browser supersedes Smarty

The Browser is able to supersede the template engine Smarty. This means: You can use every third party extension, which depends on Smarty without Smarty!

An example for the superseding is the extension Browser for Civserv. The illustrations below are from the manual of Browser for Civserv.

The common way - with Smarty

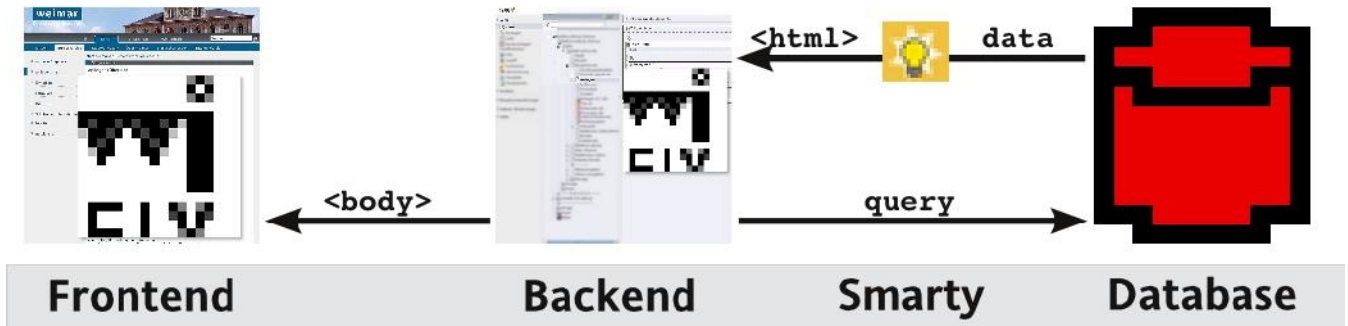


Illustration 46: Workflow with civserv and the template engine Smarty

If you are using civserv as an example for an extension with smarty in the common way, you will have the following workflow:

- The civserv plugin (the backend in the illustration above) sends a query to the database.
- The database sends the result to the template engine Smarty.
- Smarty sends a completely rendered HTML result back to the civserv plugin.
- The civserv plugin sends the HTML result as content to the HTML body.

The TYPO3 API (the backend in the illustration above) hasn't any chance to process data for Real URL or the HTML head. SEO - Search Engine Optimisation - and the TYPO3 cache management are impossible.

The better way - with the Browser

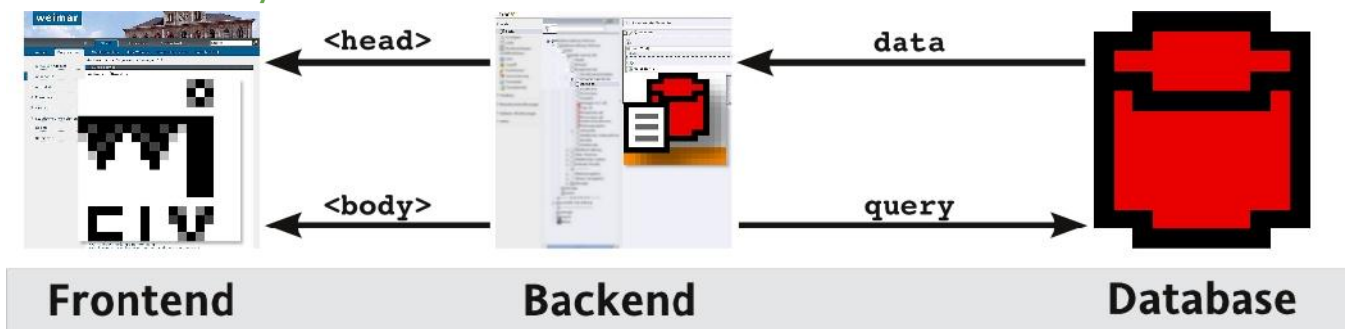


Illustration 47: Workflow with civserv and with the frontend engine Browser






You can use civserv with the frontend engine Browser:

- The Browser plugin sends a query to the database.
- The database sends the result back to the plugin.
- The Browser plugin process the data for Real URL, for the HTML head and the HTML body.



SEO - Search Engine Optimisation - and the TYPO3 cache management is available and you can use Real URL.

Cost-Benefit Equation

Example with civserv

Position	Civserv/Smarty	Civserv/Browser
Extensions	  civserv smarty	   civserv browser browser_civserv
Search Engine Optimisation	no	yes
Real URL	no	yes
TYPO3 Cache Management	no	yes

Example with any other extension, which is using smarty

Position	Any/Smarty	Any/Browser
Extensions	 any extension smarty	 any extension browser browser TypoScript for any extension
Search Engine Optimisation	no	yes
Real URL	no	yes
TYPO3 Cache Management	no	yes

FAQ

Development

It's possible, that devlog doesn't display all logs?

Yes it is.

Devlog is processing 1.000 logs at most in the default configuration. This protects the space of the SQL database.

If you want enjoy all logs of the Development Reporting System (DRS), please increase the value for maximum rows in the devlog extension (see "Configuring devlog" on page 58).

May I use the PHP Multi Byte Overload?

Please, don't use it.

Background: The Browser use PHP string functions of course. Some aren't multi-byte secure like strlen() and some others are multi-byte-secure like mb_strlen(). It's possible to overload the non secure string functions with the secure multi-byte functions. Please don't use this feature. You will get trouble in a multi byte environment:

- The A-Z-Browser won't be working proper.

The PHP property mbstring.func_overload has to be 0 - this is the default in your php.ini.

Search

Is it possible to search in fields, which aren't displayed?

Yes, you can search in table fields, which aren't displayed in the frontend. Use the TS property "search". See the Tutorial Search.

May I use the TYPO3 Indexed Search Machine?

Yes, please add the HTML search comments in the HTML template, if you want to use indexed search.

Team play

Is there a Cache Management?

Yes, the Browser uses the TYPO3 cache management.

May I use SimulateStaticDocuments and Real URL?

Yes, you may use SimulateStaticDocuments or Real URL.

There is a template example for Real URL for the file locallang.php. See the Tutorial Real URL.

May I use the Browser with TemplaVoila?

Yes. The Browser is a frontend plugin. You can use it within TemplaVoila like any other frontend plugin.

UTF-8

Is the extension UTF-8 secure?

Yes, it should be.

It seems that I have a problem with UTF-8 and Time Stamps

The Browser uses the PHP method strftime for format time stamps into a human readable format.

The Browser alter the result of the method from UTF-8 to ISO, if there are special signs like German Umlaute (Ä, Ö, Ü, ß) and if they are stored in UTF-8.

If you have any problem with the display of formatted time stamps and special signs, please deactivate the TypoScript property:

```
plugin.tx_browser_pil {
    format {
        strftime {
            utf8_encode = 0
        }
    }
}
```

Web Accessibility Initiative (WAI)

The Browser uses tables for the list views and the single views. The tables are according to the guidelines of the Web Accessibility Initiative (WAI). Tables have a summary and uses the tags caption, thead, th and tbody.

Example code:

```
...
<table summary="Liste von Nachrichten mit Überschriften und Kategorien">
  <caption>Überschriften und Kategorien</caption>
  <thead>
    <tr>
      <th class="cell-0">...</th>
      ...
    </tr>
  </thead>
  <tbody>
    <tr>
      <td class ...
```



Credits



Illustration 48: Deutscher Journalisten-Verband
<http://www.djv.de/>



Illustration 49: dorn & malag
<http://www.dorn-malag.de/>



Illustration 50: netresearch
<http://www.netresearch.de/>



Illustration 51: LEG Thüringen
<http://www.leg-thueringen.de/>



Illustration 52: Pädagogische Hochschule Zentralschweiz,
<http://www.phz.ch/>



Illustration 53: Poseidon AG
<http://www.poseidon-ag.eu/>



Illustration 54: Stadtverwaltung Weimar, City Council of Weimar -
<http://stadt.weimar.de/>



Illustration 55: Tritum Internetdienstleistungen
<http://tritum.de>

Sponsors

Do you like to sponsor the Browser? Please visit:

- <http://typo3-browser.de/sponsoring/>

Thanks to ...

... the following companies or private persons for sponsoring:



Illustration 56: Freemedia (Switzerland)
<http://freemedia.ch/>

Freemedia sponsors just for fun.
Freemedia sponsors a part of the record browser



Illustration 57: lieska tuotanto (Finland)
<http://lieska.net>

lieska tuotanto sponsors just for fun.



Illustration 58: r-system (Germany)
<http://r-system.de/>

r-system sponsors just for fun.



Illustration 59: Drei Gorillas (Germany)
<http://www.dreigorillas.de/>

Drei Gorillas sponsors just for fun.

Helpful suggestions

Forum

If you have helpful suggestions, feel free to publish any question, bug or code snippet on

- <http://typo3-browser-forum.de/>

Posts are welcome in English and German.

New Features and Bug Reports

You are welcome to post any question, bug or code snippet on TYPO3 forge. Here you find feature announcements and bug reports.

See

- <http://forge.typo3.org/projects/show/extension-browser>



Illustration 60: TYPO3 Forge

To-Do List

There is a lot to do. See the Browser on TYPO3 forge

- <http://forge.typo3.org/projects/show/extension-browser>

Further Information

About the plugin icon




Illustration 61: The logo

The concept of the icon:

- The cylinder is the common symbol for a database.
- The sheet is a symbol for the frontend.
- The colour of the stripe, orange, is the colour of the corporate design of Die Netzmacher, the company which created the extension Browser.

Other extensions published by Die Netzmacher

-  autositemap: A smart site-map optimised for the footer. It groups menus in columns. Great menus will get two columns. Configuration is based on TypoScript HMENU.
<http://typo3.org/extensions/repository/view/autositemap>
-  Green Cars (Grüne Autos) - Database optimized for ecological cars. It is a case study and demonstrates, how to get a complex database with the Browser in three hours only.
<http://gruene-autos.org/>
-  Jobmarket is a catalogue with job offers. Views, the a-z-browser, the page-browser, the search, social bookmarks and a lot of other stuff can configured by the Browser plugin with the mouse. Job Market hasn't any PHP code, it should be easy to adapt it to your needs.
<http://typo3-job-market.de/>
-  Majordomo: For subscribing to and unsubscribing from a majordomo mailing list.
<http://typo3.org/extensions/repository/view/majordomo/current/>
-  Organiser provides a lot of features for handle news, events, staff, headquarters, locations, repertoire, workshops and a calendar. Sell your online tickets! Available from April of 2011
<http://typo3-organiser.de/>
-  Quick Shop (extkey: quick_shop): The fastest shop in the history of TYPO3. Install it with one mouse click only! Quick Shop is based on the Browser and powermail.
<http://typo3-quick-shop.de/>
-  PDF Controller: Easy to install. Add to your HTML page the PDF-controller-button. Link from the button to the controller. Adjust the controller by mouseclicks. The PDF Controller supports CSS 3.
<http://typo3-pdfcontroller.de/>
-  seo_dynamic_tag: Search Engine Optimisation. You can generate values dynamically with this extension especially for the <title>-tag, for the <meta>-tag description and the <meta>-tag keywords.
http://typo3.org/extensions/repository/view/seo_dynamic_tag/current/
-  TSconfig Pages and Users by extManager (extkey: tsconf): Configure the the eight most commonly used TSconfig porperties with the mouse - like page tree uids, activated extended view, activated clipboard, ...
<http://typo3.org/extensions/repository/view/tsconf/current/>
-  tt_news select configuration (extkey: ttnews_selectconf) enables to select tt_news by any SQL clause. The extension adds an andWhere clause to the SQL query of the tt_news plugin. I. e. it is possible to display tt_news items in dependence on the ownership of a fe_user.
http://typo3.org/extensions/repository/view/ttnews_selectconf/current/
-  Wine Catalogue provides a data base for wine with regions, wineries, styles, variety and ageing among others. It is localized. English, German and Spanish ist of the box. Wine based on the extension Browser.
<http://typo3-wine.de/>

About the Authors

Dirk Wildt

Leader

Did the job of complete integration into the Browser.



Illustration 62: Dirk Wildt a little bit blurred

Dirk Wildt (* 1963 Hamburg/Germany)
 Founder of Die Netzmacher (Erfurt/Weimar)
 Founder of TYPO3 Usergroup Thuringia
 Member of TYPO3 Usergroup Leipzig
 2003: Founding think visually! It is Die Netzmacher since 2009.
 2000 - 2002: Financial Controller, G.E.B.B
 1999 - 2000: Financial Controller, G|M|Z - Tagesspiegel-Gruppe
 1997 - 1999: Spokesman, Senatsverwaltung für Finanzen, Berlin
 1989 - 1997: Editor and Financial Controller, taz, die tageszeitung
 1982 - 1989: Freelancing Press Photographer

Ulfried Herrmann

Member



Illustration 63: Ulfried Herrmann

Ulfried Herrmann (* 1981 Ilmenau/Germany)
 Founder of Die Netzmacher GbR (Erfurt/Weimar)
 Founder of TYPO3 Usergroup Thuringia
 Member of TYPO3 Usergroup Leipzig
 2009: Founding Die Netzmacher GbR
 2001: Founding yellow label

Mike Kunert

Member

Did the job of the frontend engineering for BrowserMaps – the Browser map modul.



Illustration 64: Mike Kunert

Frank Sander (* 1976 Bernau bei Berlin/Germany)
 Frontend- and JavaScript-Developer
 Cartographer
 See <http://webkartografie.de>

Frank Sander

Member

Did the job of the AJAX development and the basic integration into the Browser.



Frank Sander (* 1972 Düsseldorf/Germany)
 Co-Founder of Wilder Jäger Mediengestaltung
 since 2001: Wilder Jäger Mediengestaltung

Illustration 65:
 Frank Sander

Known bugs

There are a lot of bugs known. See

- <http://forge.typo3.org/projects/show/extension-browser>

Change Log

4.1.23 **New Features**

- * #42173: OpenStreetMap: configurable zoomWheel
 Effected files:
 - * static
 - * constants.txt
 - * setup.txt
- * #42172: OpenStreetMap: configurable event mode
 Effected files: see #42173
- * #42126: OpenStreetMap: individual design of control panel
 Effected files: see #42173

4.1.22 **Bugfixing**

- * #42127: OpenStreetMap: filter aren't proper in Internet Explorer 8
 oxMapConfig_0.0.2.js -> oxMapConfig_0.0.9.js
 oxRenderMap_0.0.2.js -> oxRenderMap_0.0.9.js
 Effected files:
 - * pi1/class.tx_browser_pi1_map.php
 - * res/html/map/default_0.0.9.tpl
 - * static
 - * setup.txt
 - * downgrade/3.9.0/setup.txt
 - * t3jquery.txt
- * #42128: OpenStreetMap: filter aren't proper while using the zoom
 Effected files: see #42127
- * #42129: OpenStreetMap: tooltips aren't proper
 Effected files: see #42127
- * #41570: jquery.t3browser-0.0.2.js -> jquery.t3browser-0.0.3.js
 marginBottomPx: width -> height
 Effected files:
 - * res/js/jquery/plugins/jquery.t3browser/jquery.t3browser-0.0.3.js
 - * static
 - * setup.txt
 - * downgrade/3.9.0/setup.txt
 - * t3jquery.txt
- * #00000: inc3ludelibs -> includeLibs
 Effected files:
 - * static/setup.txt

4.1.21 **New Feature**

- * #41753: Treeview as checkbox
 - * #41753.01: New COA TREEVIEW
 Effected files
 - * pi1
 - * class.tx_browser_pi1_filter_4x.php
 - * class.tx_browser_pi1_javascript.php
 - * res/js/jquery
 - * tx_browser_pi1_cleanup_x.x.x.js
 - * tx_browser_pi1_jstree_x.x.x.js
 - * static
 - * constants.txt
 - * setup.txt

Improvement

- * #41754: Filter: optimise performance
 CHECKBOX is enabled for treeviews
 - * #41754.01: \$arr_andWhereFilter isn't never allocated
 - * #41754.02: init_aFilterIsSelected (boolean) is moved to get_selectedFilters (array)
 - * #41754.03: SQL optimisation: new method sql_resAllItemsFilterWoRelation()
 - * #41754.04: Improve performance reports
 Effected files
 - * pi1
 - * class.tx_browser_pi1_template.php
 - * class.tx_browser_pi1_wrapper.php
- BE AWARE: It isn't tested in localised context

- * #41776: Make filter 4.x independent of filter 3.x

Effected files:

- * pi1
 - * class.tx_browser_pi1_cal.php
 - * class.tx_browser_pi1_filter_4x.php
 - * class.tx_browser_pi1_filter_4x.php
 - * class.tx_browser_pi1_template.php

Bugfix

- * #41814: Filter: local table isn't proper, if hits aren't displayed
- * #41811: Filter areas: last item doesn't count hits

4.1.20 **Improvement**

- * #00000: oxRenderMap 0.0.9

4.1.19 **Development**

- * #00000: Treeview Checkboxes

4.1.18 **Improvement**

- * #00000: t3jquery.txt for supporting the configuration of t3jquery
- * #00000: jsTree: non used files and folders are removed
jsTree TypoScript Constant Editor: dots and icons
- * #00000: jQuery 1.8.x is checked with success
- * #00000: res/js/jquery
tx_browser_pi1_jstree-3.9.21.js is moved to tx_browser_pi1_jstree-4.1.18.js

Bugfix

- * #00000: res/js/tx_browser_pi1_ajax-0.0.4.js

4.1.17 **Bugfix**

- * #00000: oxRenderMap 0.0.7

4.1.16 **Bugfix**

- * #00000: Filter areas: If any filter is matched in localised context, all records were displayed
- * #00000: Filter weren't displayed in case of any record doesn't matched

4.1.15 **Improvement**

- * #41372: Filter areas: strings aren't supported proper

4.1.14 **Improvement**

- * #00000: oxRenderMap 0.0.6

4.1.13 **New Features**

- * #41057: Open Street Map with custom image layer;

Effected files:

- * pi1
 - * class.tx_browser_pi1_map.php
- * static
 - * constants.txt
 - * setup.txt

- * #41129: Registers for rows and columns, first, last, even and odd

- * browser_numColumn
- * browser_numColumnFirst
- * browser_numColumnLast
- * browser_numColumnOdd
- * browser_numRow
- * browser_numRowFirst
- * browser_numRowLast
- * browser_numRowOdd

Effected files:

- * pi1/class.tx_browser_pi1_template.php

Improvement

- * #00000: Update OpenLayers from 1.x to 2.10

Effected files:

- * static/setup.txt
- * static/downgrade/3.9.0/setup.txt

Bugfix

- * #41051: UPPER causes bugs in some SQL engines. Solution UPPER -> upper
- * #00000: Invalid argument supplied for foreach() in
 - * lib

- * class.tx_browser_cssstyledcontent.php line 904
- * pi1
 - * class.tx_browser_pi1_cal.php line 2419
 - * class.tx_browser_pi1_filter_3x.php line 454
 - * class.tx_browser_pi1_filter_3x.php line 1105
 - * class.tx_browser_pi1_filter_4x.php line 4948
 - * class.tx_browser_pi1_localisation_3x.php line 863
 - * class.tx_browser_pi1_sql_auto.php line 2747
 - * class.tx_browser_pi1_sql_auto.php line 2748

4.1.12 **Bugfix**

- * #11401: Filter: ###UID### replacement depends on localtable or foreigntable

4.1.11 **New Feature**

- * #40959: Multiple plugins: Flexform [General] got the new property:
Views: If plugin is included by a foreign page, ...
If "add tx_browser_pi1[plugin]", the plugin will ignore piVars of other plugins of the current page.
Effected files:
 - * pi1
 - * class.tx_browser_pi1_flexform
 - * flexform_sheet_sDEF.xml
 - * locallang_flexform.xml

4.1.10 **New Feature**

- * #00000: Register [General] of the plugin / flexform got the field "my comment"
Bugfix
- * #40958: Multiple plugins: if you are using multiple plugins but any filter, piVars are missing in the URL.
- * #40960: Multiple Plugins: Record Browser doesn't use piVars[plugin] in links to the single view
Effected files:
 - * pi1/class.tx_browser_pi1_navi_recordbrowser.php
 - * static/setup.txt
- * #00000: * SearchForm: remove hidden field for plugin
Effected files:
 - * res/sample/tt_news/default.tmpl

4.1.9 **Bugfixes**

- * #40937: Empty list at start without any effect

4.1.8 **New Feature**

- * #40495: Record browser links back to the list view depending on the last configuration
Thanks to <http://freemedia.ch> for sponsorship
Effected files:
 - * pi1/class.tx_browser_pi1_navi_recordbrowser.php
 - * pi1/class.tx_browser_pi1_session.php
 - * static/setup.txt

4.1.7 **New Feature**

- * #41055: Enable OSM (map) to process category icons delivered by the database
Effected files:
 - * pi1/class.tx_browser_pi1_map.php
 - * static/contstants.txt
 - * static/setup.txt

Improvements

- * #00000: Plugin check: record storage page and access to root level records

Bugfixes

- * #00000: Plugin check: Fatal error, if plugin wasn't never saved
- * #40354: Checkbox without input-tag
Effected file: static/setup.txt
- * #40354: Checkbox and radiobuttons
 - * items without proper line breaks
 - * items without a name
 - * items without hits
 Effected files:
 - * pi1/class.tx_browser_pi1_filter_4x.php
 - * static/setup.txt

4.1.6 **Update**

- * #00000: Sponsors

- * Drei Gorillas
- * r-system

4.1.5 **Improvements**

- * #00000: static/setup.txt
- Bugfix
- * #00000: static/setup.txt

4.1.4 **New Feature**

- * #00000: Filter for map
- Effectuated files:
 - * pi1/class.tx_browser_pi1_map.php
 - * static/constants.txt
 - * static/setup.txt

Bugfix

- * #00000: Array error in lib/class.tx_browser_befilter_hooks.php::getDBlistQuery

4.1.3 **Improvement**

- * #00000: Code is cleaned up in class.tx_browser_pi1_views.php
- * #38612: Record browser is able to overwrite sys_lysanguage_overlay temporarily (freemedia case)
- Effectuated file: static/setup.txt

4.1.2 **Improvement**

- * #00000: Record browser got an own class. See class.tx_browser_navi_recordbrowser.php
- * #38612: Record browser respects all items of the listview and not only the displayed one
- * #00000: Session management of the record browser differs languages
- * #00000: navi class moved to navi_3x class

Bugfix

- * #38611: Pagebrowser is confused in localisation mode

4.1.1 **Improvement**

- * #00000: Extension Manager. Effectuated file: ext_conf_template.txt

4.1.0 **New Feature**

- * #32654: OpenStreetMap

4.0.0 **Publishing**

- * #00000: Release 4.0.0

3.9.26 **Bugfixes**

- * #00000: flexform values for jQuery UI missed in some cases
- * #00000: single view doesn't detect images proper

3.9.25 **Bugfixes**

- * #00000: indexBrowser ignored the TS andWhere
- * #00000: pageBrowser ignored the TS andWhere
- * #00000: pageBrowser ignored localisation in some cases

3.9.24 **Improvement**

- * #37731: noItemMessage becomes cObject. Before it was a stdWrap only
- * #00000: content_dieIfEmpty with improved error message

Bugfixes

- * #00000: pageBrowser counted 0 records, if indexBrowser was disabled
- * #00000: multiple plugins: piVars aren't ignored
- * #00000: Message of empty list at start isn't rendered
- * #00000: Missing argument 1 for tx_browser_pi1_sql_auto::get_joinsSetCsv()
- * #00000: Missing argument 1 for tx_browser_pi1_sql_auto::get_statements_whereLL()

3.9.23 **Improvement**

- * #00000: locallang_db.xml

3.9.22 **Improvement**

- * #00000: optimising five tree views

3.9.21 **Improvement**

- * #00000: enable more than one tree view by default

3.9.20 **Improvement**

- * #00000: tree view performance

- 3.9.19 **Bugfix**
 - * #00000: andWhere search -> trim tableFields
- 3.9.18 **Bugfix**
 - * #00000: andWhere is ignored
 - * #00000: image in single view is not detected as image
- 3.9.17 **Bugfix**
 - * #00000: Downward compatibility with TYPO3 4.5
- 3.9.16 **Bugfix**
 - * #00000: First filter item counts hits
 - First filter item counts hits in the tree view proper
- 3.9.15 **New feature**
 - * #37165: DAM sample**Bugfix**
 - * #12738: ###CLASS### marker for rows (even/odd)
 - * #00000: Labels for jQuery UI in the Flexform were broken
- 3.9.14 **Improvements**
 - * #00000: Static template for downgrade
 - New files: static/downgrade/3.9.0/***Bugfixes**
 - * #00000: Debugging special chars
 - Effected file: pi1/locallang_flexform.xml
- 3.9.13 **Development**
 - * #36842: Localise the index browser in version 4.0
 - * #33892: Performance/Engine 4: navigation, list view
- 3.9.11 **Bugfix**
 - * #13186: Ordering: none -> 'none'
- 3.9.10 **Improvements**
 - * #35032: Handle HTML templates 3.x compatible
- 3.9.9 **New Features**
 - * #33826: Supporting of the \$cObj for filter
 - * #33892: Optimisation of performance - Step II**Bugfixes**
 - * #35014: Download module +++ Bug with hidden localised records
 - * #34212: TypoScript limit hasn't any effect**Improvements**
 - * #00000: a-z-browser is renamed as index browser
 - Effects
 - * CSS : azSelector -> indexBrowser
 - * HTML templates : AZSELECTOR -> INDEXBROWSER
 - * piVar : azTab -> indexBrowserTab
 - * TypoScript : navigation.a-z_Browser -> navigation.indexBrowser
- 3.9.8 **New Features**
 - * #33892: Optimisation of performance - Step I
 - * #33673: Backend filter**Development**
 - * #32654: Integration of Open Street Map - Step II**Bugfixes**
 - * #33829: HTML-template: <div>-tag has to change place**Effected files**
 - * /res/html/default.tmpl
 - * /res/html/default_ul.tmpl
 - * /res/sample/tt_news/default.tmpl
- 3.9.7 **Improvement**
 - * #30912: Filter: case 'like'
- 3.9.6 **UPDATE**
 - * #00000: default.html and default_ul.html is moved from res/ to res/html/
 - You have to edit the Browser plugin:
 - * Tab [Templating]: Update the value of the template



* Tab [General]: Update the value of the selected view (optional)

New Features

- * #32223: Category tree
 - * static/setup.txt
 - * displayList.master_templates ...
 - * ... category_menu.first_item.stdWrap
 - * ... checkbox.first_item.stdWrap
 - * ... radiobuttons.first_item.stdWrap
 - * ... selectbox.first_item.stdWrap
 is moved to value_stdWrap
 - * displayList.master_templates ...
 - * ... category_menu.wrap.item.stdWrap
 - * ... checkbox.wrap.item.stdWrap
 - * ... radiobuttons.wrap.item.stdWrap
 - * ... selectbox.wrap.item.stdWrap
 is moved to ... item.wraps.value.stdWrap
- * #30912: Filter: independent total items
- * #00000: DRS displays warnings and errors exclusive

Development

- * #32654: Integration of Open Street Map - Step I

Improvement

- * #33535: Clean up handleAs
- * #00000: Constant plugin.tx_browser_pi1.strftime is moved from %a, %d.%b.%y to %a, %d.%b.%y %H:%M

Bugfixes

- * #32676: Link to single view without mode parameter

3.9.5

Bugfix

- * #32220: Wrong path to jQuery UI and AJAX files when TYPO3 resides in a subdirectory

3.9.4

Improvements

- * #32119: Marker becomes cObject downwards compatible

Bugfix

- * #32254: Wrong relation building

3.9.3

New Features

- * #32117: Condition for filters
- * #32099: Control plugins by URL parameters
- * #31230, 31229: Statistics module
- * #29370: CSV export
- * #29042: Calendar (first part and inofficial. Calendar should be official in version 4.2.0 in 2012)
- * #28562: Integration jQuery UI. Here: oddClass.

- * New marker
 - * ###TD_COUNTER###, ###TD_FIRST_LAST###, ###TD_EVEN_OR_ODD###
 - * ###TH_COUNTER###, ###TH_FIRST_LAST###, ###TH_EVEN_OR_ODD###
 - * ###TR_COUNTER###, ###TR_FIRST_LAST###, ###TR_EVEN_OR_ODD###
- * See: displayList.templateMarker.oddClass

- * #00000: New tutorial "Browser Tutorial User Defined Functions" (browser_tut_userdefined_en)
- * #00000: New tutorial "Browser Tutorial Download Module" (browser_tut_downloads_en)
- * #00000: New tutorial "Browser Tutorial Statistics" (browser_tut_statistics_en)

Improvements

- * #32145: Record browser: home button links to the list view
- * #00000: Record browser: showUid can replace by TypoScript constant. See plugin.tx_browser_pi1.recordBrowser.uidName
- * #32119: Marker becomes cObject
- * #29198: Simplifying stdWrap of SQL query parts
- * #29042: HTML id of the plugin moved from cXX-tx-browser-pi1 to cXX-tx-browser-pi1-view-mode where XX is the id in the table tt_content, view is list or single and mode is the id of the mode
- * #00000: Integration of the button method into the old ajax object. res/js/tx_browser_pi1_ajax.js moves to res/js/tx_browser_pi1_ajax-0.0.2.js

Bugfixes

- * #29444: Category menu: Selected isn't detected
- * #29336: Flexform field has an invalid value
- * #29186: Empty rows are tested with ==null instead of empty()
- * #29323: method ajaxifyOrderBy is undefined. Affected file: res/js/tx_browser_pi1.js

3.8.0

Improvement

* #36707: Handle empty showUid

Bugfix

* #36704: Bugfix for Browser for Civserv (browser_civserv)

3.7.9 **Improvement**

* #00000: Plugin 3 - manuals - link to local PDF files, but not to the TER.

3.7.8 **Bugfix**

* #32220: Wrong path to jQuery UI and AJAX files when TYPO3 resides in a subdirectory

3.7.7 **Bugfix**

* #35220: \$cleanedArrKeywd = array_unique((array) \$cleanedArrKeywd)

3.7.5 **New Feature**

* #00000: page tree icon

Improvements

* #34966: Proper order by in case of TCA type none
 Effected file: pi1/class.tx_browser_pi1_sql_functions.php

* #29073: GPvar is depeccated
 Effected file: static/setup.txt

Bugfix

* #34963: Counter for table rows out of order
 Effected file: pi1/class.tx_browser_pi1_template.php
 Thanks to Bjoern Jacob / Tritum for the bug report

* #13186: \$GLOBALS['TYPO3_DB']->sql_field_type get a wrong parameter
 Effected file: pi1/class.tx_browser_pi1_sql_functions.php
 Thanks to Fabian Constien for the bugfix

Sponsors

* #00000: New sponsor: lieska.net

3.7.4 **Bugfix**

* #32689/#32254: Performance - wrong relations for JOINS in case of simple relations

3.7.3 **New Feature**

* #31156: Option to display list view instead of single in single view mode

Improvement

* #9912: Browser is fit for TYPO3 4.6

Bugfix

* #31200: A-Z-Browser had removed '-' and '_' in URL

3.7.2 **Bugfixes**

* #31077: AJAX: JSS files are missing in some cases

3.7.1 **Bugfixes**

* #29778: Error in flexform css.browser

3.7.0 **New Features**

* #27041: Record browser for the single view / Prev-next Switcher in the single view
 * single views got the marker ###RECORD_BROWSER### in the HTML templates

* Affected files:

- * res/default.tmpl
- * res/default_ul.tmpl
- * res/sample/tt_news/default.tmpl

* Changes in TypoScript

- * a-z_Browser moved to navigation.a-z_Browser
- * modeSelector moved to navigation.modeSelector
- * pageBrowser moved to navigation.pageBrowser
- * plugin moved to flexform

* #28657: Development feature: Make empty markers replaceable

Development

* #28562: Integration of the completely UI (User Interface) 1.8.14 from <http://jqueryui.com/themeroller/>
 This feature will be integrated completely and documented in 4.0.0!

* Affected files:

- * res/default.tmpl
- * res/default_ul.tmpl
- * res/sample/tt_news/default.tmpl

Update

* #00000 jQuery library 1.6 -> 1.6.2

Miscellaneous

* #00000: PHP: substitute_marker() is moved to substitute_tablefield_marker()

Bugfixes

- * #28878: Empty list at start: Form is empty for ever
- * #28855: Broken RSS-Feed
- * #28856: RSS template had a wrong marker (tt_news sample)

3.6.5 **New Feature**

* 13429: Embedding jquery and other javascript code is controlled by the flexform

Bugfixing

* 00000: Hook row_single_consolidated didn't update the result properly
 effected file: class.tx_browser_pi1_template.php

3.6.4 **New Feature**

- 13920: Area and interval: get parameters with date

Bugfixing

- 13930: Socialmedia: Alias for showuid isn't handled
- 00000: Calender: first row got wrong values while filtering

3.6.3 **New Feature**

- 13803: Ordering children record

Bugfix

- 13807: Single view: Childrens aren't divided properly

3.6.2 **New Features**

- * 13597: TypoScript snippet for additional parameters
- * 13145: Number formats: userfunc
- * 12813: Added hook rows_filter_options
- * 12723: Added hooks BR_TemplateElementsHook and BR_TemplateElementsTransformedHook
 Thanks to Martin Bless
- * 12367: Disable wrapInPiBase by TypoScript

Bugfixes

- * 13573: Localisation: proper handle of languageField and transOrigPointerField
- * 13505: Empty AND in some localization context
- * 13464: foreach(...) is moved to foreach((array) ...)
- * 13008: Workflow divider will not be consolidated

Maintenance

- * 12310: Better error message for "Recursion Guard: Recursion is bigger than 0"
- * 12813: Hook rows_filter_consolidated is moved to rows_filter_values
- * 00000: Integration of Tutorial Development in the tutorial list (pi3). Revision 43139
- * 00000: Integration of Tutorial TCA in the tutorial list (pi3). Revision 43139

Consolidation

- * 00000: substitute_t3globals_rekurs() was double: in marker and in zz
 substitute_t3globals_rekurs() is removed in marker
- * 00000: get_t3globals_value() was double: in marker and in zz
 get_t3globals_value() is removed in marker
- * 00000: session_marker() was double: in marker and in zz
 session_marker() is removed in zz
- * 00000: substitute_marker_rekurs() was double: in marker and in zz
 substitute_marker_rekurs() is removed in zz

3.6.1 svn revision 43034

New Features

- 12756: Images got full tt_content support
- 12707: Dynamic states/zones in the TCA backend
- 12528: Don't remove empty marker in TypoScript by default
 TypoScript is effected: new property:
 - advanced.downgrade.3_6_0.marker.in_typoscript.remove_emptyMarker = 0
- 12472: Constant markers should be COA able
- 12006: Simulate a single record with its uid in a list view plugin
- 12005: Blank the manual sort field by TypoScript configuration
- 11981: Name views in TypoScript
- 11603: Configuration to hide rows with empty values
 Thanks to Paedagogische Hochschule Zentralschweiz, <http://www.phz.ch/>, who has ordered this feature

Bugfixes

- 12471: general_stdWrap isn't local
- 11973: DRS reported autoconfig.consolidation.sql.rows.unique is FALSE && true at the same time.
 Thanks to Christian Weiske / netresearch.de for bug report and code for fixing

- 11886: Search does not work with multiple plugins on the same page
Thanks to Christian Weiske / netresearch.de for bug report and code for fixing
- 11870: orderBy (SUBSTRING(field FROM 3)) does not work
Thanks to Christian Weiske / netresearch.de for bug report and code for fixing
- 11844: Filter: local table without value in select box
- 11785: Hooks are moved on the top in pi1/class.tx_browser_pi1_template.php

Tasks

- 11847: OrderBy box: proper selected
- 11846: Integrate hook tutorial

3.6.0 **New Features**

- 11785: Hooks
- 11650: Simple relations: Configurable foreign table field. Thanks to cweiske
- 11580: Configurable: Should the search respect filters?
- 11523: Hide the update report for public
- 11402: Filter for areas
- 11401: Filter for local table
- 11211: Wrap for image and image caption with the image number
- 11204: If a record hasn't any image, a alternate image will be displayed by default
- 8807: Category Menu

Task

- 10858: Conflict between page browser and views

Bugfixes

- 11579: Unproper sword test fails in case of _GET
- 11430: bug in whereClause bugfix: " AND " gets unconditionally removed. Thanks to cweiske
- 11429: no enablecolumns (enablefields) leads to sql error. Thanks to cweiske
- 11418: Wrong error message: "You didn't have uploaded any template!" Thanks to cweiske
- 11407: Ordering filter items hasn't any effect
- 10762: ###CLASS### won't be replaced
- 00000: Only one filter was handled (Version 3.5.903)

3.5.0 **New Features**

- 10221: RSS-Feed
- 9659: AJAX support, plugin tab [AJAX]
- default.tpl, default_ul.tpl, sample_ttnews.tpl
- reset button got the class reset
- listarea is wrapped with <div class="listarea">...</div>
- 8335: Filter with multiple select
- 8337: Filter with checkbox and radio buttons
- 9408: Display the number of hits in the filter items
- 10171: Plugin tab [Search / Filter]
- 10172: Plugin tab [development]

Improvements

- 00000: Improved templating
- 00000: Manual completely revised
- 00000: New tutorials AJAX, RSS, tt_news_sample
- 00000: Some tutorials revised

Maintenance

- 00000: template ###TEMPLATE_SINGLE_IMGTXT### is removed

3.4.5 **New Features**

- 10116: Array Advanced is local too
- 10067: Wizard Icons

Bugfixes

- 10111: Human readable format changes sql query
- 10054: A-Z-Browser: Default Tab doesn't get selected property

3.4.4 **New Features**

- 9917: Selecting a random sample from a set of rows. Browser Plugin no cache.
- 9879: Enable local autoconfiguration array (for each plugin)
- 9838: Simplifying relation building. Enabling several relations to one foreign table.

Bugfixes

- 9872: multisort_mm_children fails in case of one children

Maintenance

- 9860: Consolidation Code

3.4.3 **New Features**

- 9727: Order children records in a single view by mm sorting
- 9697: Relation building: Extend it for MM_opposite_field

Improvements

- 0000: TCA default label detection is extended in TypoScript and Plugin
 - imagecaption, imageseo, documents
- 9695: Plugin [Templating] field [data query]: Empty value is missing

Bugfixes

- 9708: ereg_replace PHP 5.3 instead of preg_replace
- 9689: Plugin template isn't view secure
- 9596: Several Plugins +++ Social Bookmarks are missing

Credits

- 9708: to Thomas Rehhoff for preg_replace <> ereg_replace (PHP 5.3)

3.4.2 **New Features**

- 9683: Selectable list views from TypoScript in the plugin
- 9599: Manual configuring of piVar showuid
- 9461: tt_news-sample-template available by the plugin
- 9458: Destination pid for search form
- Browser got a favicon.ico. See /res/favicon.ico

Suggestion

- 9495: pagebrowser pointer in new search
- 9419: Upload Folder with auto slash
- 8434: Group list of values in single view

Bugfixes

- 9418: Wrong path to the upoad folder
- 9024: Fix was lost from 3.4.1 dev to 3.4.1 publish
- 8589: Fix was lost from 3.4.1 dev to 3.4.1 publish
- 8856: Fix was lost from 3.4.1 dev to 3.4.1 publish
- 8368: Fix was lost from 3.4.1 dev to 3.4.1 publish
- 8333: Fix was lost from 3.4.1 dev to 3.4.1 publish

Credits

- Thanks to Frank Sander for the code snippets: #8333, #8434, #9495, #9495

3.4.1 **New Feature**

- 9026: Editors are enabled to select layouts / TypoScript snippets by drop down menu
- 8856: First/Last/Odd/Even Classes for Items

Bugfixes

- 9025: Records won't be consolidated proper
- 9024: Filter and localization: default language only
- 8589: Javascript error message if no single view is configured needs to be encoded
- 8523: Localized children records won't be grouped
- 8368: Filters in URL to singleview -> overwriting tablefields
- 8333: special chars in A-Z Browser's item Pivar and class
- 0000: array_keys(): The first argument should be an array in class.tx_browser_pi1_zz.php line 1548

3.4.0 **New Feature**

- Social Media: Support for publishing data with Social Bookmarks

Bugfix

- 8553: Filter doesn't look for pid list
- 8343: first tablerow contains ###CLASS##

3.3.7 **New Features**

- groupBy: Field got the stdWrap property
- Query parts got the stdWrap property
- Override options for select, from, where, andWhere, orderBy and groupBy

3.3.6 **Bugfix**

- wrapper.php: \$this->pObj->arr_children_to_devide will handle as array only
- zz.php: \$this->pObj->arr_children_to_devide will handle as array only

3.3.5 **Improvements**

- Plugin: Tab [Advanced] moved to [Marker & RealUrl]
- The section RealUrl enables to configure, if parameters should used in links to a single view or not.
- Plugin: Tab [Listview] enables to configure, if swords should be colored in single views
- TypoScript code is shrinking

3.3.4 **New Feature**

- Multiple Plugins: Each plugin is enabled to handle the piVars from any other plugin.

Bugfix

- Multiple plugins displayed all views in single mode
- Colored swords: Swords didn't get any color in a single view

3.3.3 **New Features**

- Children got a TypoScript configuration child by child
- The new TypoScript property `localTable.showUid4TableField` enables a select query with the `showuid` for a foreign table

Development

- TypoScript property is removed: `advanced.development.version.3_1_0.orderByPHP`

3.3.2 **Improvement**

- 7730: Search with manual wildcards is enabled

3.3.1 **Bugfix**

- Invalid argument supplied for `foreach()` in `class.tx_browser_pi1_sql_functions.php` on line 2245

3.3.0 **New Features**

- Data can display by groups in list views
- Plugin got the registers [Templating] and [TCA]

Improvements

- Ordering by php: database fields will be evaluated for an automatic setting of `SORT_STRING` and `SORT_NUMERIC`.
- The properties in the TCA will be evaluated and the field types in the database will be evaluated.
- Ordering by any sorting field is now possible.
- 7529: Items in select boxes of the filters became XHTML conform: `htmlSpecialChars` is true by default
- TypoScript property: `advanced.sql.devider.childrenRecords`
- Devider between values of children records can be configured by TypoScript

Bugfixes

- 7582: Conflict between default tab of a-z-browser and empty list by start
- 7159: Filter: Select boxes got the same id
- 7264: Filter: SQL query had a wrong order of order and group
- 7526: Index browser: Tab [All] didn't keep `piVars` in mind
- 6776: timestamps weren't rendered as timestamps in some cases

3.2.1 **New Features**

- Section Check List in the Manual

Improvements

- Check List is enhanced in the plugin

Bugfix

- 6468, #6518: `desc` becomes `DESC` in fieldnames

3.2.0 **New Subversion**

- New Features
 - Plugin Browser-Tutorials
 - Plugins got the tab Check-List
- Bugfix
 - 6468: Conflict between `asc` or `desc` and similar field names

3.1.6 **Improvement**

- Search is extended with operators "and" and "not".

Bugfix

- 5273: The default A-Z-tab isn't displayed in URL now
See Reference: `plugin.tx_browser_pi1.a-z_Browser.defaultTab.display_in_url`
- 5945, #6363: CSS/A-Z-Browser: All tabs were last tabs

Improvement

- `displayList.display.searchform.resultPhrase.searchFor.and` moved to `displayList.display.searchform.and`
- `a-z_Browser.defaultTab.realURL` moved to `a-z_Browser.defaultTab.display_in_url`

3.1.5 **Update Manual**

- Illustrations and link to the Case Study "Grüne Autos"

Bugfix

- 5922: PHP array error in context with missing filters

Improvement

- Marker `###minLenSword###` moved to `###advanced.security.sword.minLenWord###`

3.1.4 **Improvement**

- Plugin got the limit field

- Enabling the using of tables with translated fields in case of default language
- EmptyPageAtStart: PageBrowser won't be displayed
- ###SINGLEPID### is a system marker
- pageBrowser.results_at_a_time is replaced by the plugin
- Foreign tables can get their own pidList: See foreignTables.your_table.csvPidList
- Plugin value titleWrap got priority over TypoScript value
- RealURL, search and filter are maintained

3.1.3 **Update Manual**

- Adding missing images and adding a key image

3.1.2 **New Features**

- The design of individual designs is simplified: You can use every database marker in the HTML code of list and single views. See the new tutorial below.
- Select box for ordering records
- TYPO3 \$GLOBALS are accessible from TypoScript. Markers will be replaced with their values

New Tutorial

- Browser Tutorial Marker en: Design your own layout.

Improvement

- default.tpl and default_ul.tpl are extended with the subpart ###TEMPLATE_SELECTBOX###
- Search: resultphrase is extended with the minLen hint

Bugfixing

- Some columns left empty in list views under certain conditions

3.0.5 **Improvement**

- piVar azTab is removed, if there isn't used any a-z-browser
- Bugfix
- Localization
 - Orthography and syntax mistakes with exclude and mergeIfNotBlank
 - Counting mismatch for plugins
 - Replace bug in case of localization but non localized foreign tables

3.0.4 **Development**

- Filters got the override property for select, from and groupBy

3.0.3 **Development**

- mtime() is used upto TYPO3 4.2, getDifferenceToStarttime() is used from TYPO3 4.3
- Update PHP API data

Bugfix

- Adding \$GLOBALS['TSFE']->includeTCA()

3.0.2 **Maintenance**

- Browser suggests to install the Tutorial Browser and Development Log.

3.0.1 **Major Version Release**

New Features

- Multiple Plugins
 - Browser Plugins are unlimited on every page
- Localization
 - Browser can handle localized records
- Filter
 - You can add selectboxes to the search field
- Flexform
 - You can configure some properties with the Browser plugin and without TypoScript
- TypoScript Update Assistant
- Consolidation
 - Browser will display only one record in the result list even if there are more than one children records. Values of children records will become a CSV list.
- Single views display 1:n relations
- A-Z-Browser tabs got the stdWrap property
- Security
 - Enhanced security handling of piVars

2.6.9 **Development**

Results got the limit property

Maintenance

Browser for Virtual Civil Services got an own extension key.

2.6.8 **Status**

Changed from alpha to beta

Development

Simple relations become proper

Some Properties moved from TypoScript to the Plugin

2.6.6

Maintenance

Browser for BZD Staff Directory got an own extension key

2.6.4

Maintenance

Localization Development

TypoScript

- a-z_Browser.defaultTab: Type is changed from string to integer.

Value is now the key of the default tab and not the name.

2.5.9

Maintenance

devlog

2.5.5

Maintenance

We removed the TypoScript property (array): views.[list || single].X.override.

Clean up PHP code

2.3.8

Maintenance

Update manual and tutorial files

2.3.7

Maintenance

Simplification of real URL configuration

2.3.6

Bugfixing

In case of simulateStaticDocuments there was a URL rewriting with a double host

2.3.5

Maintenance

Extending the A-Z-Browser with the defaultTabWrap property

Extending SQL manual mode for single views

Integration of the function hierarchically order

Documentation

Extending the manual with an example for

- the synonym function

- switching the HTML default template

Templating

Extending the browser with a second template default_ul.tmpl.

It wraps lists as unordered lists instead of tables.

Bugfixing

There wasn't any error message in case of a missing select property but an empty content

###UID### and ###PID_LIST### weren't replaced in andWhere clauses in SQL auto mode

2.3.4

Maintenance

Update the manual

2.3.3

Maintenance

Simplifying the SQL query in case there is a configured search but there isn't any sword

Bugfixing

There was a bug in case of using relation.mm and LEFT JOIN and more than two related tables.

There was a bug with handleAs['document']

2.3.1

New Features

Synonyms

Hierarchical order

2.2.1

New Feature

SQL query definition with JOINS manually

2.1.3

Maintenance

A-Z-Browser can process UTF-8 database and multi byte char set in PHP

2.1.1

New Features

TT_CONTAINER

- TypoScript Template Container (TTC). Templating with TypoScript only.

DRS - Development Reporting System

The SEO meta tags title, keywords and description got the TypoScript stdWrap property.

2.0.1

Major Version Release

New Features

SQL override

- You can override the system generated SQL clauses
SELECT, FROM, WHERE and ORDER BY by TypoScript
Warning: Feature is removed with version 2.5.5

Hooks

- You can override any SQL query and result in third party extensions

New Workflow

SQL: Changing from FULL JOIN to LEFT JOIN.

Maintenance

HTML-Template: The A-Z-Browser got a <div>-Tag

1.1.3

Maintenance

Code cleaning

1.1.2

Bugfixing

There was a mistake while counting cells.
CSS classes weren't proper.

1.1.1

New Feature

A-Z-Browser. Configurable by TypoScript
TypoScript example in res/a-z_Browser.txt

Manual

Updated

Bugfixing

TCA internal_type: There was a bug in case of relation and a missing internal_type field in the TCA

1.0.2

Publishing

Browser (extkey: browser)

Improvement

Error Messages

TCA config.type group

1.0.1

Major Version Release

New Tools like SQL Autorelation Building and Field Autowrapping
Renaming

- Browser (extkey: browser)
- Former: Frontend Database Browser (extkey: fe_db_browser)

0.1.3

Bugfixing: <a>-tag will be wrapped before stdWrap now

0.1.2

Bugfixing: Failure in an MySQL-Statement

0.1.1

Development: Adding the TS property andWhere
Maintenance: Adding a method index in class.tx_feddbbrowser_pi1.php
Bugfixing: The HTML tag <tbody> was lost.

0.1.0

Development

SEO: Search Engine Optimisation

Real Url: Optimizing

Adding ext_php_api.dat

0.0.7

Optimizing

HTML classes, HTML template

Sorry, the manual missed in 0.0.6

0.0.6

Bugfixing

Images were not rendered in list view if there wasn't a single view.

0.0.4

Publishing

Frontend Database Browser (extkey: fe_db_browser)

0.0.1

Initial release

Frontend Database Browser (extkey: fe_db_browser)

Illustration Index

Illustration 1: Amazing - you need one line TypoScript to render an image.....	3
Illustration 2: Tab [Plugin check].....	4
Illustration 3: Tab [General].....	4
Illustration 4: Tab [List view].....	5
Illustration 5: Tab [Single view].....	6
Illustration 6: Tab [Templating].....	6
Illustration 7: Tab [jQuery & AJAX].....	7
Illustration 8: Tab [Social Media].....	7
Illustration 9: Tab [Extend it!].....	8
Illustration 10: Tab [Plugin check].....	9
Illustration 11: Tab [Day].....	9
Illustration 12: A wine catalogue.....	10
Illustration 13: Website of a TYPO3 user group.....	10
Illustration 14: A database for cars with their environment values. Tree view with hierarchical check-boxes is marked in red.	11
Illustration 15: A online shop.....	11
Illustration 16: Draft with OpenStreetMap.....	12
Illustration 17: Draft with GoogleMaps.....	12
Illustration 18: Bauhaus University Weimar with an individual design.....	13
Illustration 19: http://www.affenkoenig.de/	14
Illustration 20: http://www.florianleonhard.com	14
Illustration 21: http://www.kameramarktplatz.de/	14
Illustration 22: http://www.pure-and-simple.ch/	14
Illustration 23: http://stadt.weimar.de	14
Illustration 24: http://veiligengezondwerken.nl/	14
Illustration 25: From the scratch to the website.....	18
Illustration 26: Quick Shop – build your own web shop based on the Browser.....	18
Illustration 27: The Browser forum.....	19
Illustration 28: Extension manager (1) with the Browser extension (2).....	20
Illustration 29: Page browser sample (2) with Browser plugin (3) and template (4).....	20
Illustration 30: Browser plugin tab [List View].....	22
Illustration 31: Browser plugin tab [Templating].....	22
Illustration 32: Browser plugin tab [Templating].....	22
Illustration 33: List view.....	23
Illustration 34: Single view.....	23
Illustration 35: Example of a report in the frontend.....	26
Illustration 36: Enable the Update Wizard.....	27
Illustration 37: Save the Plugin.....	29
Illustration 38: Constants Editor.....	29
Illustration 39: The interactive plugin check.....	57
Illustration 40: DRS - Development Reporting System.....	58
Illustration 41: Maximum number of rows in devlog.....	58
Illustration 42: SQL statements.....	59
Illustration 43: Logs for missing items in the <code>_LOCAL_LANG</code> array.....	60
Illustration 44: Common way of TYPO3 extension development.....	65
Illustration 45: TYPO3 extension development with the Browser.....	65
Illustration 46: Workflow with civserv and the template engine Smarty	66
Illustration 47: Workflow with civserv and with the frontend engine Browser.....	66
Illustration 48: Deutscher Journalisten-Verband http://www.djv.de/	70
Illustration 49: dorn & malag http://www.dorn-malag.de/	70

Illustration 50: netresearch
<http://www.netresearch.de/>..... 70

Illustration 51: LEG Thüringen
<http://www.leg-thueringen.de/>..... 70

Illustration 52: Pädagogische Hochschule Zentralschweiz, <http://www.phz.ch/>..... 70

Illustration 53: Poseidon AG
<http://www.poseidon-ag.eu/>..... 70

Illustration 54: Stadtverwaltung Weimar, City Council of Weimar - <http://stadt.weimar.de/>..... 70

Illustration 55: Tritum Internetdienstleistungen
<http://tritum.de>..... 70

Illustration 56: Freedia (Switzerland)
<http://freedia.ch/>..... 71

Illustration 57: lieska tuotanto (Finland)
<http://lieska.net>..... 71

Illustration 58: r-system (Germany)
<http://r-system.de/>..... 71

Illustration 59: Drei Gorillas (Germany)
<http://www.dreigorillas.de/>..... 71

Illustration 60: TYPO3 Forge..... 72

Illustration 61: The logo..... 74

Illustration 62: Dirk Wildt a little bit blurred..... 75

Illustration 63:
 Ulfried Herrmann..... 75

Illustration 64:
 Mike Kunert..... 75

Illustration 65:
 Frank Sander..... 76